

A quantum Bose-Hubbard model with evolving graph as toy model for emergent spacetime

Alioscia Hamma,^{1,*} Fotini Markopoulou,¹ Seth Lloyd,² Francesco Caravelli,^{1,3} Simone Severini,⁴ and Klas Markström⁵

¹*Perimeter Institute for Theoretical Physics, 31 Caroline St. N, N2L 2Y5, Waterloo ON, Canada[†]*

²*Massachusetts Institute of Technology, 77 Massachusetts Ave. Cambridge MA 02139[‡]*

³*University of Waterloo, 200 University Ave W, Waterloo ON, N2L 3G, Canada[§]*

⁴*Department of Physics and Astronomy, University College London, WC1E 6BT London, United Kingdom[¶]*

⁵*Department of Mathematics and Mathematical Statistics, Ume universitet, S-901 87 Umea, Sweden*

We present a toy model for interacting matter and geometry that explores quantum dynamics in a spin system as a precursor to a quantum theory of gravity. The model has no a priori geometric properties, instead, locality is inferred from the more fundamental notion of interaction between the matter degrees of freedom. The interaction terms are themselves quantum degrees of freedom so that the structure of interactions and hence the resulting local and causal structures are dynamical. The system is a Hubbard model where the graph of the interactions is a set of quantum evolving variables. We show entanglement between spatial and matter degrees of freedom. We study numerically the quantum system and analyze its entanglement dynamics. We analyze the asymptotic behavior of the classical model. Finally, we discuss analogues of trapped surfaces and gravitational attraction in this simple model.

PACS numbers:

INTRODUCTION

The quest for a quantum theory of gravity involves searching for a microscopic quantum theory whose low energy limit is the known physics of general relativity, dynamical space-time metrics whose evolution is governed by the Einstein equations. Many approaches, like loop quantum gravity [1], Causal Dynamical Triangulations (CDT) [2], and spin foams [3], expect that the quantum theory of gravity becomes manifest at very high energy. That is, quantum analogs of gravitational properties such as the quantum Hilbert-Einstein action or Lorentz invariance are built into the high energy theory. Alternatively, one could regard quantum gravity as an emergent phenomenon from the low energy theory of a condensed matter system. In this approach, the fundamental theory would have no gravity, no diffeomorphism invariance or any other property of general relativity.

In recent years, there has been a growing attention to the notion of gravity as an emergent phenomenon [4]. From Aristotle to Philip Anderson, a long-standing tradition in physics asserts that "The whole is more than the sum of its parts" and that "More is different". The emergent approach is concerned with the study of the macroscopic properties of systems with many bodies. Sometimes, these properties can be tracked down to the properties of the elementary constituents. In recent years, though, there has been a flourishing of novel quantum systems, which show behaviors of the whole system that have no explanation in terms of the constituting particles, but instead of their collective behavior and interaction. When the interaction between the particles cannot be ignored, like in systems of strongly interacting electrons, we see many novel and beautiful properties: gauge fields can emerge as a collective phenomenon, strange quantum phase transitions happen, unusual forms of superconductivity and magnetism appear, novel orders of the matter based on topological properties of the system and featuring exotic statistics are found.

In this sense, one can view the problem of quantum gravity as a problem in statistical physics or condensed matter theory: we know the low energy physics and are looking for the correct universality class of the microscopic quantum theory. By analogy to the Ising model for ferromagnetism, one can ask: What is the "Ising model" for gravity? A number of such approaches to the problem have recently been proposed, ranging from looking for gravity analogues in condensed matter systems [6, 7], to condensed matter systems with emergent graviton excitations [8], and spin system models for emergent geometry [10, 11]. One can also view approaches such as CDT [2] or matrix models [12] in this light.

An important issue in this direction of research in quantum gravity is the dynamical nature of geometry in general relativity. Normally, methods in condensed matter theory use a fixed background, for example, a spin system on a fixed lattice. The lattice determines the locality of the interactions and hence is a discretization of geometry. One can then worry that this direction of research is limited to fixed background geometries. This is addressed in some, but not all, of the above-mentioned approaches. For example, CDT is based on path integral dynamics on an ensemble of all lattices (each lattice is a regularization of a Lorenzian geometry), thus providing a proper non-perturbative approach to the problem. Elsewhere, ideas from quantum information theory have been introduced to deal with this problem [11, 15, 16].

An alternative direction, and the one we are pursuing in the present article, is to make the lattice itself dynamical. Two of the present authors proposed such a model for the emergence of geometry in [10]. The basic idea was to promote the lattice links to dynamical quantum degrees of freedom and construct a Hamiltonian such that, at low energy, the system "freezes" in

a configuration with recognizable geometric symmetries, interpreted as the geometric phase of the model. The present work revisits the same idea but in a different model with two central properties:

- The model is a spin system on a *dynamical* lattice.
- There are lattice and matter degrees of freedom. The lattice interacts with the matter: matter tells geometry how to curve and geometry tells matter where to go.

The starting point for the implementation of the above is considerations of locality. Normally, locality is specified by the metric $g_{\mu\nu}$ on a manifold \mathcal{M} . Dynamics of matter on $(\mathcal{M}, g_{\mu\nu})$ is given by a Lagrangian which we call local if the interaction terms are between systems local according to $g_{\mu\nu}$. A Lagrangian with non-local interaction terms is typically considered unphysical. That is, the matter dynamics is made to match the given space-time geometry. We will do the reverse and define geometry via the dynamics of the matter. Our principle is that if particles i and j interact, they must be adjacent. This is a dynamical notion of adjacency in two ways: it is inferred from the dynamics and, being a quantum degree of freedom, it changes dynamically in time. This amounts to a spin system on a dynamical lattice and to interaction of matter with geometry.

To summarize, we present a toy model for the emergence of locality from the dynamics of a quantum many-body system. No notion of space is presupposed. Extension, separateness, distance, and all the spatial notions are emergent from the more fundamental notion of interaction. The locality of interactions is now a consequence of this approach and not a principle. We will promote the interaction terms between two systems to quantum degrees of freedom, so that the structure of interactions itself becomes a dynamical variable. This makes possible the interaction and even entanglement between matter and geometry.

This toy model is also a condensed matter system in which the pattern of interaction itself is a quantum degree of freedom instead of being a fixed graph. It can be regarded as a Hubbard model where the strength of the hopping emerges as the mean field value for other quantum degrees of freedom. We show a numerical simulation of the quantum system and results on the asymptotic behavior of the classical system. The numerical simulation is mainly concerned with the entanglement dynamics of the system and the issue of its thermalization as a closed system. A closed system can thermalize in the sense that the partial system shows some typicality, or some relevant observables reach a steady or almost steady value for long times. The issue of thermalization for closed quantum system and the foundations of quantum statistical mechanics gained recently novel interest with the understanding that the role of entanglement plays in it [32]. The behavior of out of equilibrium quantum system under sudden quench, and the approach to equilibrium has been recently the object of study to gain insight in novel and exotic quantum phases like topologically ordered states.

From the point of view of Quantum Gravity, the interesting question is whether such a system can capture aspects of the dynamics encoded by the Einstein equations. We start investigating in this direction by studying an analogue of a trapped surface that may describe, in more complete models, black hole physics. We discuss physical consequences of the entanglement between matter and geometry.

The model presented here is very basic and we do not expect it to yield a realistic description of gravitational phenomena. What we wish to show is that such a model can have an emergent, quantum-mechanical notion of geometry (even if not smooth), that locality is derivative from dynamics, and the extent to which such a simple model may capture aspects of the Einstein equations, is left to future work.

THE MODEL

We start with the primitive notion of a set of N distinguishable physical systems. We assume a quantum mechanical description of such physical systems, given by the set $\{\mathcal{H}_i, H_i\}$ of the Hilbert spaces \mathcal{H}_i and Hamiltonians H_i of the systems $i = 1, \dots, N$. This presumes it makes sense to talk of the time evolution of some observable with support in \mathcal{H}_i without making any reference to space.

We choose \mathcal{H}_i to be the Hilbert space of a harmonic oscillator. We denote its creation and destruction operators by b_i^\dagger, b_i , respectively, satisfying the usual bosonic relations. Our N physical systems then are N bosonic particles and the total Hilbert space for the bosons is given by

$$\mathcal{H}_{bosons} = \bigotimes_{i=1}^N \mathcal{H}_i. \quad (1)$$

If the harmonic oscillators are not interacting, the total Hamiltonian is trivial:

$$H_v = \sum_{i=1}^N H_i = - \sum_i \mu_i b_i^\dagger b_i. \quad (2)$$

If, instead, the harmonic oscillators are interacting, we need to specify which is interacting with which. Let us call \mathcal{I} the set of the pairs of oscillators $\mathbf{e} \equiv (i, j)$ that are interacting. Then the Hamiltonian would read as

$$H = \sum_i H_i + \sum_{\mathbf{e} \in \mathcal{I}} h_{\mathbf{e}} \quad (3)$$

where $h_{\mathbf{e}}$ is a Hermitian operator on $\mathcal{H}_i \otimes \mathcal{H}_j$ representing the interaction between the system i and the system j .

We wish to describe space as the system of relations among the physical systems labeled by i . In a discrete setup like ours, a commonly used primitive notion of the spatial configuration of N systems can be provided by an adjacency matrix A , the $N \times N$ symmetric matrix defined as follows:

$$A_{ij} = \begin{cases} 1 & \text{if } i \text{ and } j \text{ are adjacent} \\ 0 & \text{otherwise.} \end{cases} \quad (4)$$

The matrix A is associated to a graph on N vertices whose edges are specified by its the nonzero entries. Now, it is clear that the set \mathcal{I} of interacting nodes in the Hamiltonian (3) also defines a graph G whose vertices are the N harmonic oscillators and whose edges are the pairs $\mathbf{e} \equiv (i, j)$ of interacting oscillators. Here \mathcal{I} is the edge set of G . We want to promote the interactions - and thus the graph itself - to a quantum degree of freedom.

To this goal, let us define \mathcal{G} as the set of graphs G with N vertices. They are all subgraphs of K_N , the complete graph on N vertices, whose $\frac{N(N-1)}{2}$ edges correspond to the (unordered) pairs $\mathbf{e} \equiv (i, j)$ of harmonic oscillators. To every such pair \mathbf{e} (an edge of K_N) we associate a Hilbert space $\mathcal{H}_{\mathbf{e}} \simeq \mathbb{C}^2$ of a spin $1/2$. The total Hilbert space for the graph edges is thus

$$\mathcal{H}_{graph} = \bigotimes_{\mathbf{e}=1}^{N(N-1)/2} \mathcal{H}_{\mathbf{e}}. \quad (5)$$

We choose the basis in \mathcal{H}_{graph} so that to every graph $g \in \mathcal{G}$ corresponds a basis element in \mathcal{H}_{graph} : the basis element $|e_1 \dots e_{N(N-1)/2}\rangle \equiv |G\rangle$ corresponds to the graph G that has all the edges \mathbf{e}_s such that $e_s = 1$. For every edge (i, j) , the corresponding $SU(2)$ generators will be denoted as $S^i = 1/2\sigma^i$ where σ^i are the Pauli matrices.

The total Hilbert space of the theory is

$$\mathcal{H} = \mathcal{H}_{bosons} \otimes \mathcal{H}_{graph}, \quad (6)$$

and therefore a basis state in \mathcal{H} has the form

$$|\Psi\rangle \equiv |\Psi^{(bosons)}\rangle \otimes |\Psi^{(graph)}\rangle \equiv |n_1, \dots, n_N\rangle \otimes |e_1, \dots, e_{\frac{N(N-1)}{2}}\rangle \quad (7)$$

The first factor tells us how many bosons there are at every site i (in the Fock space representation) and the second factor tells us which pairs \mathbf{e} interact. That is, the structure of interactions is now promoted to a quantum degree of freedom. A generic state in our theory will have the form

$$|\Phi\rangle = \sum_{a,b} \alpha_{a,b} |\Psi_a^{(bosons)}\rangle \otimes |\Psi_b^{(graph)}\rangle, \quad (8)$$

with $\sum_{a,b} |\alpha_{a,b}|^2 = 1$. In general, our quantum state describes a system in a generic superposition of energies of the harmonic oscillators, and of interaction terms among them. A state can thus be a quantum superposition of ‘‘interactions’’. For example, consider the systems i and j in the state

$$|\phi_{ij}\rangle = \frac{|10\rangle \otimes |1\rangle_{ij} + |10\rangle \otimes |0\rangle_{ij}}{\sqrt{2}}. \quad (9)$$

This state describes the system in which there is a particle in i and no particle in j , but also there is a quantum superposition between i and j interacting or not. The following state,

$$|\phi_{ij}\rangle = \frac{|00\rangle \otimes |1\rangle_{ij} + |11\rangle \otimes |0\rangle_{ij}}{\sqrt{2}}. \quad (10)$$

represents a different superposition, in which the particle degrees of freedom and the graph degrees of freedom are entangled. It is a significant feature of our model that matter can be entangled with geometry.

An interesting interaction term is the one that describes the physical process in which a quantum in the oscillator i is destroyed and one in the oscillator j is created. The possibility of this dynamical process means there is an edge between i and j . Such dynamics is described by a Hamiltonian of the form

$$H_{hop} = -t \sum_{(i,j)} P_{ij} \otimes (b_i^\dagger b_j + b_i b_j^\dagger) \quad (11)$$

where

$$P_{ij} \equiv S_{(i,j)}^+ S_{(i,j)}^- = |1\rangle\langle 1|_{(i,j)} = \left(\frac{1}{2} - S^z\right)_{(i,j)} \quad (12)$$

is the projector on the state such that the edge (i, j) is present and the spin operators are defined as $S_{(i,j)}^+ = |1\rangle\langle 0|_{(i,j)}$ and $S_{(i,j)}^- = |0\rangle\langle 1|_{(i,j)}$. With this Hamiltonian, the state Eq.(9) can be interpreted as the quantum superposition of a particle that may hop or not from one site to another. It is possible to design such systems in the laboratory. For instance, one can use arrays of Josephson junctions whose interaction is mediated by a quantum dot with two levels.

We note that it is the dynamics of the particles described by H_{hop} that gives to the degree of freedom $|e\rangle$ the meaning of geometry[34]. The geometry at a given instance is given by the set of relations describing the dynamical potentiality for a hopping. Two points j, k can be "empty", that is, the oscillators j, k are in the ground state, but they can have a spatial relationship consisting in the fact that they can interact. For example, they can serve to have a particle to hop from i to j , then to k , then to l . We read out the structure of the graph from the interactions, not from the mutual positions of particles.

In addition, H_{hop} tells us that it takes a finite amount of time to go from i to j . If the graph is represented by a chain, it tells us that it takes a finite amount of time (modulo exponentially decaying terms) for a particle to go from one end of the chain to another. This results to a "spacetime" picture (the evolution of the adjacency graph in time) with a finite lightcone structure. The hopping amplitude is given by t , and therefore all the bosons have the same speed. We can make the model more sophisticated by enlarging the Hilbert space of the links, and obtain different speeds for the bosons. Instead of considering spins $1/2$, consider an S -level system. The local Hilbert space is therefore

$$\mathcal{H}_e = \text{span}\{|0\rangle, |1\rangle, \dots, |S-1\rangle\} \quad (13)$$

Now consider the projector onto the s -th state on the link (i, j) : $P_{ij}^{(s)} = |s\rangle\langle s|_{ij}$. We can define a new hopping term whose amplitude depends on the level of the local system in the following way:

$$H_{hop} = - \sum_{s,(i,j)} t_s P_{ij}^{(s)} \otimes (b_i^\dagger b_j + b_i b_j^\dagger) \quad (14)$$

where the hopping amplitudes t_s depend on the state s of the system, and $t_0 = 0$. For instance, the t_s can be chosen larger for larger s . In this way, moves through higher level links are more probable, and therefore the speed of the particles is not constant. In the following, we will study the model with just the two level system.

Of course, we need a Hamiltonian also for the spatial degrees of freedom alone. The simplest choice is simply to assign some energy to every edge:

$$H_{link} = -U \sum_{(i,j)} \sigma_{(i,j)}^z \quad (15)$$

Finally, we want space and matter to interact in a way that they can be converted one into another. The term

$$H_{ex} = k \sum_{(i,j)} \left(S_{(i,j)}^- \otimes (b_i^\dagger b_j^\dagger)^R + S_{(i,j)}^+ \otimes (b_i b_j)^R \right) \quad (16)$$

can destroy an edge (i, j) and create R quanta at i and R quanta at j , or, vice-versa, destroy R quanta at i and R quanta at j to convert them into an edge.

The terms H_{link} and H_{ex} are so simple that we will not expect them to give us any really interesting property of how regular geometry can emerge in such a system. This is the subject for a more refined and future work. Nevertheless, this term has an important meaning because the nature of the spatial degrees of freedom is completely reduced to that of the quanta of the oscillators: an edge is the bound state of $2R$ quanta. When in the edge form, the quanta cannot hop around. When unbounded, they can hop around under the condition that there are edges from one vertex to another. One can replace the separation of the fundamental degrees of freedom into bosons and graph edges with a unified set of underlying particle ones, single bosons and

collections of $2R$ bound bosons. Therefore a bound state of $2R$ quanta in the pair $(\mathcal{H}_i, \mathcal{H}_j)$ tells us what physical systems are at graph distance one. The set of such bound states as we vary j is the neighborhood of the system i . This is the set of vertices j a free particle in i can hop to. The projector P_{ij} has thus the meaning that the hopping interaction must be *local* in the sense just defined.

Now we see that the term H_{ex} is not satisfactory because exchange interactions are possible between any pair of vertices, no matter their distance. So quanta that are far apart can be converted in an edge between two points that were very far just before the conversion. Moreover, also the conjugate process is problematic, because it can easily lead to a graph made of disconnected parts. We implement locality by allowing exchange processes only between points that are connected by some *other* short path of length L . Note that this refers to the locality of the state $|\Psi^{graph}\rangle$ at time t relative to the locality of the state at time $t - 1$. Consider again the projector P_{ij} on the edge (i, j) being present. Its L -th power is given by

$$P_{ij}^L = \sum_{k_1, \dots, k_{L-1}} P_{ik_1} P_{k_2 k_3} \dots P_{k_{L-1} j}. \quad (17)$$

For every state $|\Psi\rangle \in \mathcal{H}_{graph}$, we have that $P_{ij}|\Psi\rangle \neq \mathbf{0}$ if and only if there is at least another path of length L between i and j . We can now modify the term H_{ex} as follows:

$$H_{ex} = k \sum_{(i,j)} \left(S_{(i,j)}^- P_{ij}^L \otimes (b_i^\dagger b_j^\dagger)^R + P_{ij}^L S_{(i,j)}^+ \otimes (b_i b_j)^R \right). \quad (18)$$

In the extended S -level system, the exchange term is modified as $|(s+1)(\text{mod } S)\rangle \langle s(\text{mod } S)|_{(i,j)} \otimes (b_i b_j)^R$ and similarly for the hermitian conjugate.

This was the final step that brings us to the total Hamiltonian for the model which is

$$H = H_{link} + H_v + H_{ex} + H_{hop}. \quad (19)$$

In the following, we consider the theory for $L = 2$, which is the strictest notion of locality for the exchange interaction one can implement.

We can summarize the model in the following way. All we have is matter, namely the value of a function f_i , where the indexes i label different physical systems. We have chosen f_i to be the number of quanta of the i -th harmonic oscillator. The bound state of a particle in i and a particle in j has the physical effect that other particles in i and j can interact. When there is such a bound state, we say there is an edge between i and j . Then other particles at i and j can interact, for instance, they can hop from i to j . The collection of these edges, or bound states, defines a graph which we interpret as the coding of the spatial adjacency of the particles (in a discrete and relational fashion). The physical state of the many body system is the quantum superposition of configurations of the particles and of the edges. The system evolves unitarily, and particles can hop around along the edges. But the distribution of the particles also influences the edges because some particles at vertices i, j can be destroyed (if i and j are nearby in the graph) to form another edge, and therefore making i and j nearer. The new edge configurations then influence the motion of the particles and so on. We have a theory of matter interacting with space. The intention of the model is to study to what extent such dynamics captures aspects of the Einstein equation and whether it (or a later extension of such a spin system) can be considered as a precursor of the gravitational force. From the condensed matter point of view, this is a Hubbard model for hopping bosons, where the underlying graph of the Hubbard model is itself a quantum dynamical variable that depends on the motion of the bosons. In the spirit of General Relativity, the edges (space) tell the bosons (matter) where to go, and the bosons, by creating edges, tell the space how to curve.

We note that, in this theory, all that interacts has a local interaction by definition. We defined locality using the notion of neighborhood given by the set of systems interacting with a given system [35]. We also note that, due to quantum superpositions, matter and space can be entangled. For this reason, the dynamics of the matter alone is ruled by a quantum open system, the evolution for the matter degrees of freedom is described no more by a unitary evolution operator but by a completely positive map. In this model, a flat geometry with low density of matter can be described by a square (or cubic) lattice with a low density of bosons. This means that a particle is most of the time alone in a region that is a square lattice. The model will not then allow interaction between the particle and the edges, and all that happens is a free walk on the graph. On the other hand, when we increase the degree of the vertices by adding more edges, we make interaction, and hence entanglement, between edges and particles possible. This corresponds to increasing the curvature. In a regime of very weak coupling, $k \ll t \ll U, \mu$, entanglement will be possible only in presence of extremely strong curvature. From the point of view of the dynamics of the quantum system, this means that the evolution for the matter is very close to be unitary when curvature is low, while very strong curvature makes the evolution for the particles non-unitary and there will be decoherence and dissipation with respect to the spatial degrees of freedom.

How does the graph evolve in time in such a model? The quantum evolution is complex, and since the model is not exactly solvable, numerical study is constrained to very small systems. In the next section we simulate the system with 4 vertices and hard core bosons.

We can gain some insight from the analysis of the classical model, regarding H as the classical energy for classical variables. Since we delete edges randomly and build new edges as the result of a random walk of the particles, and there is nothing in this model that favors some geometry instead of others, we do not expect to obtain more than random graphs in the limit of extremely long times. Indeed, we can argue as follows. With the exception of a very small number of graphs, all the other graphs belong to the set of graphs in which one can - under the evolution of our model - reach a ring. In practice, this means that there is a configuration in which one deletes all the edges without disconnecting the graph, and obtains many particles. This means that, starting from a state with zero particles, N vertices and L_0 edges the number of eligible edges for deletion is $L_0 - \alpha N$ with some constant α of order 1. So, as long as $L_0 > \alpha N$, the dynamical equilibrium between the number of edges and particles is realized when the rate of conversion of edges into particles equals the one of conversion of particles into edges. Let r be the number of edges destroyed (and pairs of particles created). If we assume that the particles move much faster than the edges, they will always be eligible for creating a new edge. The rates will be then the same when $L_0 - r = r$ which implies that at the dynamical equilibrium half of the initial edges are destroyed. Consider the case of the complete graph K_N , with zero initial particles. The initial number of edges is $L_0 = N(N-1)/2$, and at long times, the dynamical equilibrium is reached when $r = L_0/2$. A similar reasoning can be applied to r instance, consider a square lattice of N vertices with periodic boundary conditions. In the state without particles, this is an eigenstate of the Hamiltonian, and therefore its evolution is completely frozen. Nevertheless, if we add a pair of particles, then all the other configurations of the graph can be reached, including the ring immersed in a gas of many particles. It turns out that the dynamical equilibrium is reached when $L_0/2 = N$ of the initial edges are destroyed. The equilibrium state is obtained by deleting the edges randomly, and thus we expect to obtain a random graph. In order to obtain more interesting stable geometries, one has to put other terms in the Hamiltonian, that involve more edges together, meaning that curvature has a dynamical importance. The rigorous treatment of the asymptotic evolution of such graphs requires an analysis in terms of Markov chains, and it is developed in the next section.

Another feature of this model is that allows for a very good trapping of particles and light, Let us consider a configuration of the system in which we have a region \mathcal{S} of the graph with $N_{\mathcal{S}}$ vertices, that is highly connected, in an almost complete way, and then connected to the rest of the graph that can be a square or cubic lattice. We assume to be in the large limit for the ratio r between the number of edges in \mathcal{S} and the number of edges between connecting \mathcal{S} to the rest of the graph. Initially there are no particles. The region of the graph with "flat" geometry, that is, the square lattice, is frozen. In the highly connected lump, edges will start converting in particles. We have two time scales. The time scale to reach the dynamical equilibrium between the processes of destruction/construction of edges, and the time scale for particles to escape from \mathcal{S} . We assume that r is large enough that the dynamical equilibrium is reached well before \mathcal{S} starts losing particles. As a matter of fact, the region \mathcal{S} will behave as the complete graph. Half of the edges will convert in particles, and we will have a dynamical equilibrium between a graph with $O(N_{\mathcal{S}}^2)$ edges in a gas of $O(N_{\mathcal{S}}^2)$ particles. Other particles coming from outside, will get trapped inside \mathcal{S} too, therefore increasing the number of edges and particles within it. We want now to show that not even light can escape from this region. First of all, we want to have light propagating in our model. This can be done by adding to the Hamiltonian the term of Wen's $U(1)$ theory for emerging light. In the phase where the couplings of the $U(1)$ theory are small with respect the others, we can have electromagnetic waves traveling on the graph. Now consider the state with very low density of particles, and with a graph that is represented by the wave function $\Psi = \Psi_A \otimes \Psi_B$. Here B is a set of n_B nodes such that $n_B \ll n_A$. The wavefunction Ψ_A is chosen to be the one representing a 3D cubic lattice. The wavefunction Ψ_B is instead chosen to be a very high dimensional hypercubic lattice, with dimension $D \sim n_B$. Then one has to knit carefully the nodes in A with some of those in B . We choose to knit them with just $n_B^{\frac{2}{D}}$ of them, representing their "surface" Σ_B .

The speed of light c on this graph can be estimated using the Lieb-Robinson bounds [19] and one can prove that c has different values in the different mediums A, B and it is proportional the geometric dimension of the medium so that we have $c_B/c_A \sim n_B$. The argument about the asymptotic states shows that the number of edges in B will always be of the order of n_B . In the geometry we have chosen, it makes sense to speak about the angle of a ray of light with respect to the normal to the surface separating A and B . The Snell's law of optics will imply that the critical angle for total internal reflection is

$$\theta_c = \sin^{-1} \frac{c_B}{c_A} \simeq \sin^{-1} n_B \quad (20)$$

and therefore the probability of an emerging ray of light from B is of the order of n_B^{-1} . We see that light (and matter) are trapped within the hypersurface in the large n_B limit. Eventually, some light can come out, and since the outer graph, even though less dense, contains more vertices and edges, eventually the region of space B has to evaporate. The whole process is completely unitary. Nevertheless, the emitted quanta of light and matter are entangled with the spatial degrees of freedom (the edges) inside Σ_B . But when B has evaporated, there are still edges there, with a density not much different from those outside Σ_B . Therefore the final state of the emitted quanta can be still entangled with the degrees of freedom inside Σ_B even if the "black hole" has

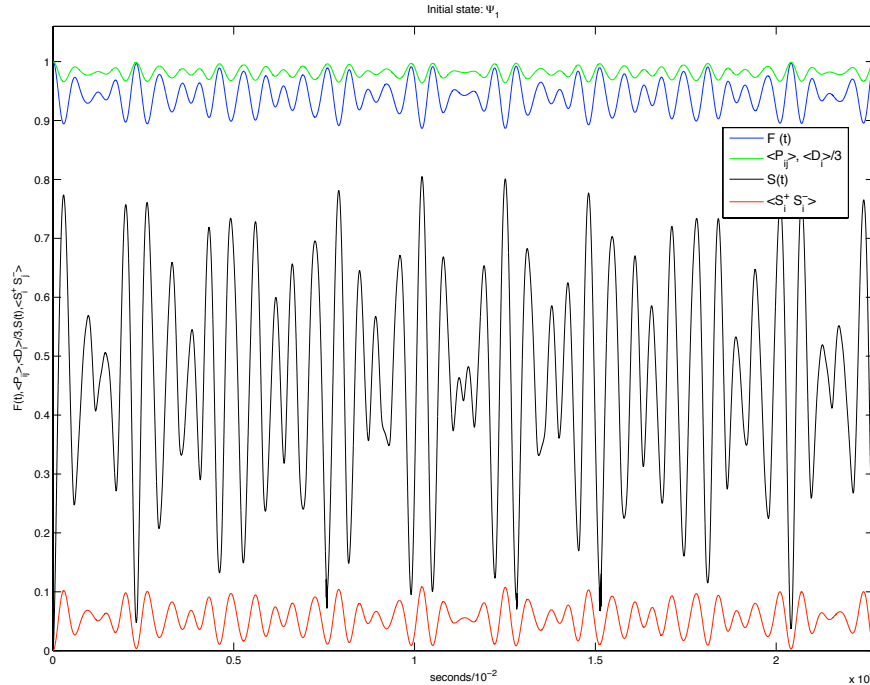


FIG. 1: Simulation of the system $H_{1/2}$ for $N = 4$. The initial state is $\rho_1 = |\psi_1\rangle\langle\psi_1|$ where $|\psi_1\rangle = |0000111111\rangle$, that is, there are no particles and all edges are present. The parameters for this simulation are $U = \mu = 1, t = k = .1$. In the figure are plotted the quantities $\langle S_i^+ S_i^- \rangle$ (red line), $\mathcal{F}(t)$ (blue line), $S(t)$ (black line), $P_{ij}(t), D_i(t)/3$ (green line) as a function of time. Revivals of the expectation value of the link operator coincide with revivals in the fidelity with the initial state. The initial value of the entanglement is $S(0) = 0$ because the initial state is separable. Notice that even though the fidelity is $\mathcal{F}(t) \gtrsim 0.85$, the state has a non negligible entanglement.

evaporated. The spectrum of the emitted radiation obtained by tracing out the spins in Σ_B will therefore be mixed, even though the whole process is unitary. The black hole information paradox can be described in terms of entanglement. Pairs of particles inside/outside the event horizon are created and these pairs are entangled. The density matrix of the particles outside the horizon is therefore mixed, because there is a classical mixture of the particles coming from having to trace out all the degrees of freedom inside the horizon to which we have no access. The problem is that when the black hole disappears, there is nothing for the particles to be entangled with, and the mixture becomes a paradox. In our model, the particles are entangled with the spatial degrees of freedom. The disappearance of the black hole just means that the spatial degrees of freedom acquire a particular configuration, but the particles are still entangled with them, as in Eq.(10).

THE MODEL WITH HARD CORE BOSONS

In this section, we study the model Eq. (19) when the particles are hard core bosons. In this model, only at most one particle is allowed per site and the model can be mapped onto a spin system. We are particularly interested in the entanglement dynamics of the system. We have performed a numerical simulation of the time evolution of the model described by Eq. (19). Since we are interested also in describing the quantum correlations in the reduced density matrix, we have resorted to exact diagonalization. In this way, we are able to compute the entanglement of the matter degrees of freedom with respect to the spatial ones. Of course, the simulation of a full quantum system is heavily constrained by the exponential growth of the Hilbert space. In this work, we have resorted to the simulation of hard-core bosons: at most one particle is allowed at any site. Hardcore bosons creation and annihilation operators must thus satisfy the constraints

$$(\hat{b}_i^\dagger)^2 = (\hat{b}_i)^2 = 0 \quad (21)$$

$$\{\hat{b}_i, \hat{b}_i^\dagger\} = 1 \quad (22)$$

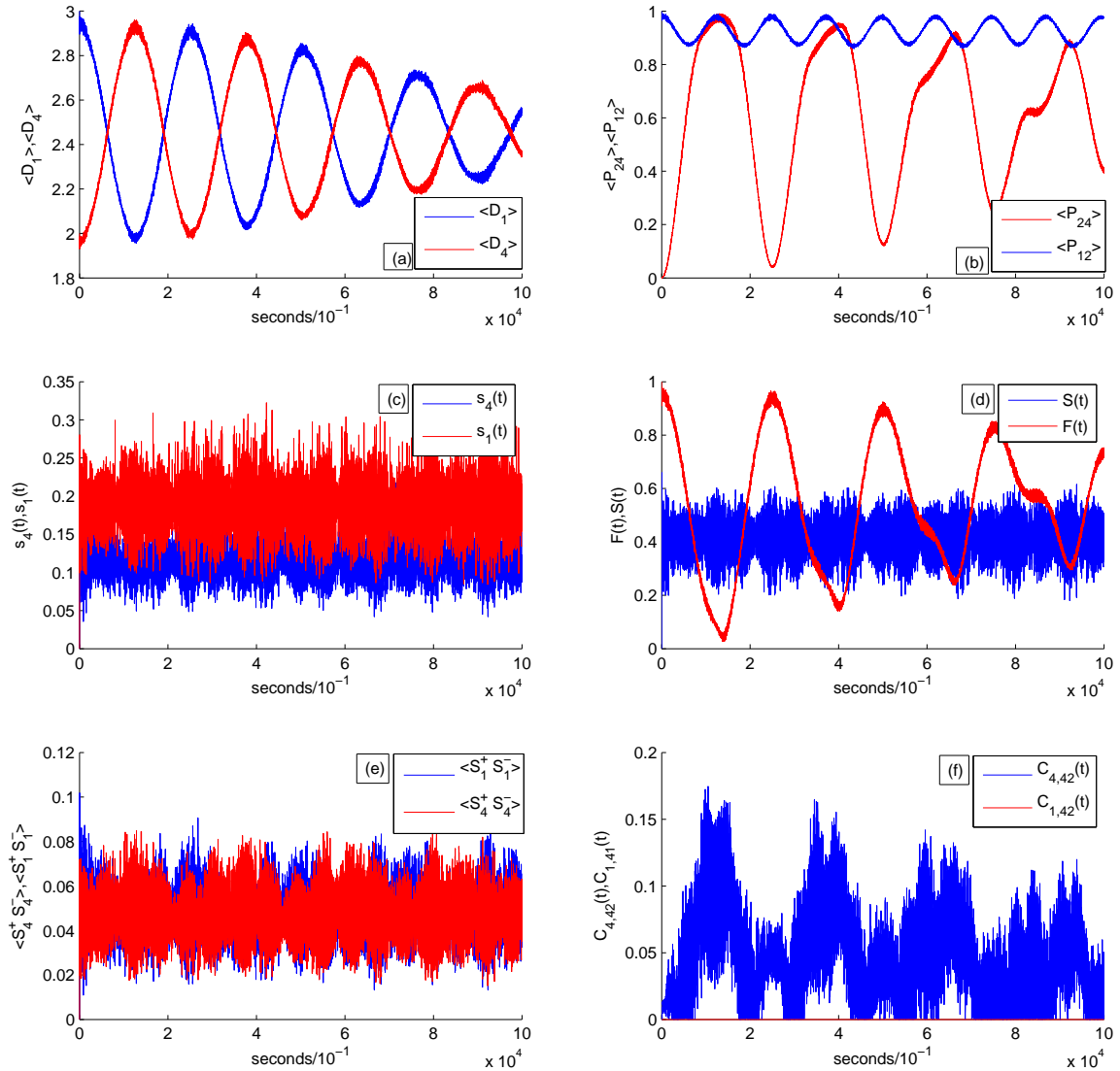


FIG. 2: The initial state of this numerical integration is $|\psi_2\rangle = |0000111101\rangle$, the parameters are in the “insulator” phase, $U = \mu = 1$, $t = k = 0.1$. The temporal scale is in units of \hbar , on a range of 10^4 seconds. The diagonalization of the full system has been performed by means Householder reduction. **a**) Time evolution of $\langle D_1(t) \rangle, \langle D_4(t) \rangle$. The damping of the oscillations is a sign of thermalization. **b**) Expectation values $\langle P_{12}(t) \rangle, \langle P_{24}(t) \rangle$. The latter observable is thermalizing. **c**) Von Neumann Entropy $s_i(t)$ for the sites $i = 1, 2$. We see that the entanglement dynamics is split in two different bands. The two vertices are only distinguished by the initial degree. **d**) Entanglement evolution $S(t)$ and overlap with the initial state $\mathcal{F}(t)$. The damping of $\mathcal{F}(t)$ is a clear sign of thermalization. The entanglement $S(t)$ between particles and edges shows the entangling power of the system. **e**) Expectation value of the particle operators at two different sites $i = 1, 4$. **f**) Concurrence $C(t)$ as a function of time of the particles on the site $i = 2$ with the edge $(2, 4)$ (blue). Again we notice a damping of oscillations. Instead, the concurrence between the site 1 and the link 5 (red) is identically zero.

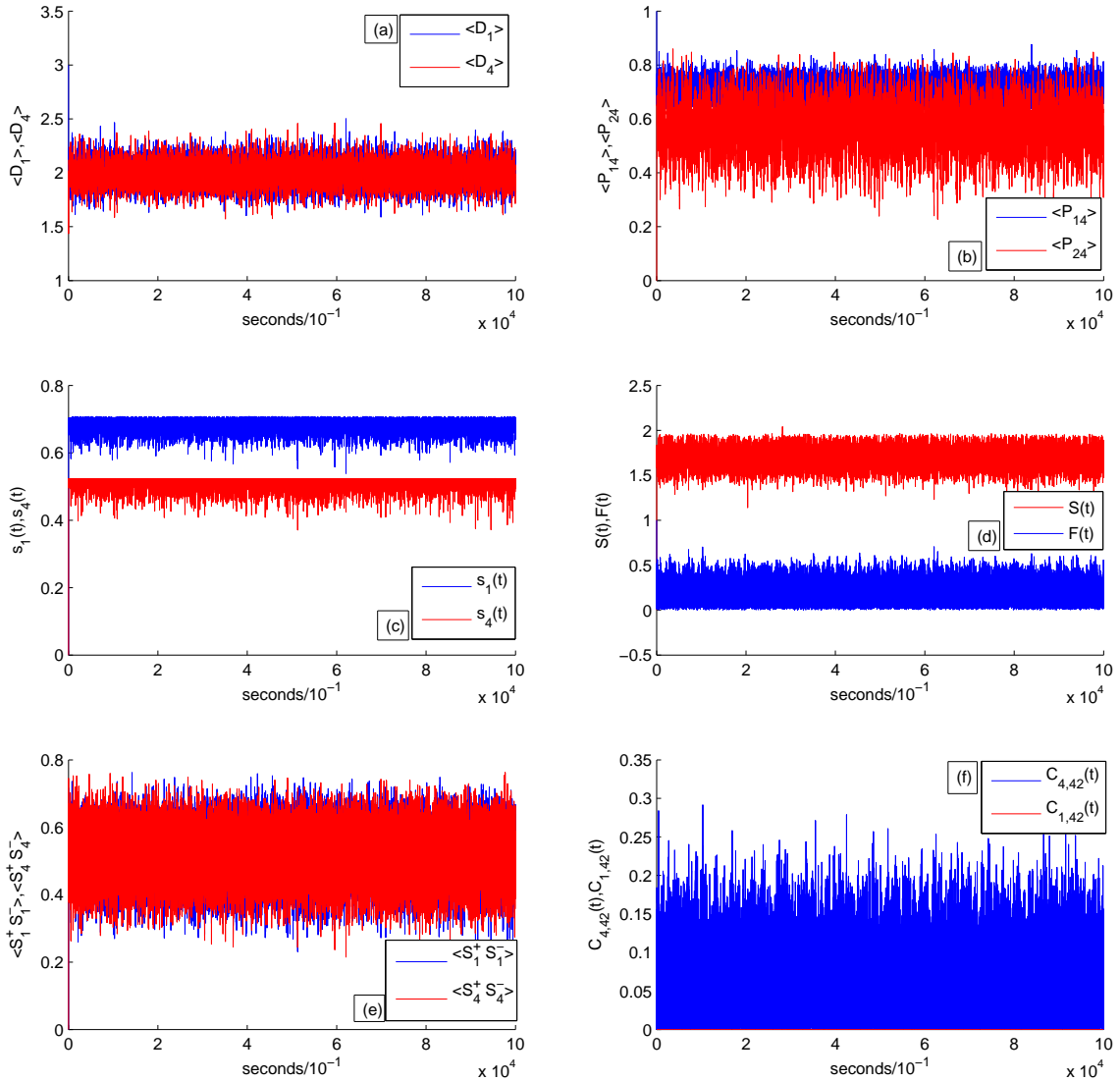


FIG. 3: The initial state of this numerical integration is $|\psi_2\rangle = |0000111101\rangle$, the parameters are in the “superfluid” phase, $U = \mu = 1$, $t = k = 0.1$. The temporal scale is in units of \hbar , on a range of 10^4 seconds. The diagonalization of the full system has been performed by means Householder reduction. **a)** Time evolution of $\langle D_1(t) \rangle, \langle D_4(t) \rangle$. The oscillations have constant amplitude and the system does not present signs of thermalization. **b)** Expectation values of the link operators P_{14}, P_{24} . There is no sign of thermalization. The two values belong to two different bands depending on the initial value of the operator. **c)** Von Neumann Entropy $s_i(t)$ for the sites $i = 1, 2$. We see that the entanglement dynamics is split in two different bands. The two vertices are only distinguished by the initial degree and the splitting is more marked than in the “insulator” case. Compare the result with the higher overlap of the operators $D_{ij}(t)$. **d)** Entanglement evolution $S(t)$ and overlap with the initial state $\mathcal{F}(t)$. Again the plots show no signs of thermalization. The behavior of $\mathcal{F}(t)$ implies very long recurrence times. **e)** Expectation value of the particle operators at two different sites $i = 1, 4$. **f)** Time evolution of Concurrence $C(t)$. In blue is plotted the Concurrence between the vertex $i = 2$ and the edge $(2, 4)$ for the “superfluid” case. Unlike the insulator case, the behavior of $C(t)$ does not show any sign of thermalization. The concurrence between the site 1 and the link 5 is identically zero, as in the “insulator” case.

With these constraints, the bosonic operators map into the $SU(2)$ generators

$$\hat{b}_i^\dagger \leftrightarrow S_i^+ \quad (23)$$

$$\hat{b}_i \leftrightarrow S_i^- \quad (24)$$

$$\hat{b}_i^\dagger \hat{b}_i \leftrightarrow \left(\frac{1}{2} - S_i^z \right) \quad (25)$$

The local Hilbert space of a site i for a hard core boson is therefore that of a spin one half: $\mathcal{H}_i^{hcb} \simeq \mathbb{C}^2$. After the projection onto the hard-core bosons subspace, the model becomes a purely spin 1/2 model. For a system with n sites, the Hilbert space for the particles is thus the 2^N -dimensional Hilbert space $\mathcal{H}_{bosons} = \otimes_{i=1}^N \mathcal{H}_i^{hcb} \simeq \mathbb{C}^{2^{\otimes N}}$. The Hilbert space for the spatial degrees of freedom is still the $2^{N(N-1)/2}$ -dimensional Hilbert space $\mathcal{H}_{graph} = \otimes_{e=1}^{N(N-1)/2} \mathcal{H}_e$. The total Hilbert space is thus the $2^{N(N+1)/2}$ -dimensional Hilbert space

$$\mathcal{H}_{spins} = \mathcal{H}_{bosons} \otimes \mathcal{H}_{graph} \simeq \left(\bigotimes_{i=1}^N \mathcal{H}_i^{hcb} \right) \left(\bigotimes_{e=1}^{N(N-1)/2} \mathcal{H}_e \right) \quad (26)$$

As a basis for \mathcal{H}_{spins} we use the computational basis. The basis is thus $\{|i_1, \dots, i_{N(N-1)/2}; j_1, \dots, j_N\rangle\}$, where the first $N(N-1)/2$ indices i_k label the edges of the graph, and the remaining N indices j_k label the vertices. Of course $i_k, j_k = 0, 1$ for every k .

After the projection onto the hard core bosons space \mathcal{H}_{spins} , the model Hamiltonian becomes thus the spin one-half Hamiltonian (for μ_i uniform):

$$\begin{aligned} H_{1/2} = & -U \sum_{(i,j)} S_{(i,j)}^z - \mu \sum_{i=1}^N \left(\frac{1}{2} - S_i^z \right) - t \sum_{(i,j)} P_{ij} \otimes (S_i^+ S_j^- + S_i^- S_j^+) \\ & - k \sum_{(i,j)} \left(S_{(i,j)}^- P_{ij}^2 \otimes (S_i^+ S_j^+) + P_{ij}^2 S_{(i,j)}^+ \otimes (S_i^- S_j^-) \right) \end{aligned} \quad (27)$$

Let us examine the model in some limits. When the exchange term is vanishing, $k = 0$, the model has particle number conservation

$$[H_{1/2}, \hat{N}] = 0, \quad \hat{N} = \sum_i b_i^\dagger b_i \quad (28)$$

and therefore it has a $U(1)$ symmetry, corresponding to the local transformation at every site given by

$$|\psi\rangle \rightarrow \prod_l e^{i\phi b_l^\dagger b_l} |\psi\rangle, \quad \phi \in [0, 2\pi) \quad (29)$$

while the total system with $k \neq 0$ does not have particle conservation because particles can be created or destroyed by means of the exchange term with the edges. Moreover, the $k = 0$ system is self dual at $\mu = 0$ under the transformation $b_i \rightarrow b_i^\dagger$. For every separable state of the form $|\psi\rangle = |i_1, \dots, i_{N(N-1)/2}\rangle \otimes |\psi\rangle_{bosons}$, the system is just the usual Hubbard model on the graph specified by the basis state $|i_1, \dots, i_{N(N-1)/2}\rangle$. In the limit of $-U$ positive and very large, all the edges degrees of freedom are frozen in the $|1\rangle$ state. The model becomes a Bose-Hubbard model for hard-core bosons on a complete graph.

It is a typical feature of the richness of the Hubbard model that summing the potential and kinetic term gives a model with an incredibly rich physics. Depending on the interplay between potential and kinetic terms, it can accommodate metal-insulator transitions, ferromagnetism and antiferromagnetism, superconductivity and other important phenomena. The richness of the model comes from the interplay between wave and particle properties. The hopping term describes degrees of freedom that behave as 'waves', whereas the potential term describes particles [13]. As it is well known, the model is not solvable in two dimensions. The present model is even more complicated by the fact that the graph itself is a quantum variable. It is therefore extremely difficult to extract results from such a model. The hopping term in t favors delocalization of the bosons in the ground state, while the chemical potential μ is responsible for a finite value of the bosonic density ρ in the ground state given by

$$\rho = \frac{1}{N} \sum_i \langle b_i^\dagger b_i \rangle. \quad (30)$$

The strength of $|\mu|$ determines how many bosons are present in the ground state. For $\mu > 0$, a large value of μ determines $\rho = 1$, meaning that the ground state has a boson at every site, whereas for $\mu < 0$, a large value of μ means there are no bosons in the

ground state $\rho = 0$. In any case, there is no possibility for hopping and this situation describe what is called a Mott insulator. On the other hand, for $k = 0$ and $t > \mu$ the hopping dominates and the system is in a superfluid phase. The non vanishing expectation value in the ground state is that of the average hopping amplitude per link

$$\sigma = \frac{2}{N(N-1)} \sum_{i,j} \langle b_i^\dagger b_j \rangle. \quad (31)$$

We expect this situation to hold even for the weakly interacting system $t \gg k \neq 0$. As in the Hubbard model, there should be a quantum phase transition between the Mott insulator and the superfluid phase for a critical value of μ/t . An extensive numerical simulation of the ground state properties of the model is necessary to understand if, for $k \neq 0$, such transition belongs to the same universality class or a different one. It would also be interesting to understand whether there is a Lieb-Mattis theorem for such a system, namely that there are gapless excitations in the thermodynamic limit for the system of spins one-half.

It should also be evident that depending on the interplay between potential and kinetic energy, the ground state of the system is entangled in the bipartition edges-particles. Starting instead from some separable initial state, the unitary evolution induced by $H_{1/2}$ will entangle states initially separable.

We have analyzed several aspect of the dynamics of the system in two different situations. The ‘‘insulator’’ case is the one in which the potential energies are dominant over the kinetic terms: $U = \mu = 1; t = k = 0.1$. The second situation is when the kinetic terms are much stronger, the so called ‘‘superfluid’’ case: $U = \mu = 0.1; t = k = 1$. We have studied numerically the entanglement dynamics of the model, using as figures of merit the (i) Entanglement between particles and edges expressed by the von Neumann entropy $S(t)$ of the density matrix reduced to the system of the particles, (ii) the Entanglement per site j expressed by the von Neumann entropy $s_j(t)$ of the density matrix reduced to the system of just one site, and (iii) the Concurrence $C(t)$ between a pair of edges, or particles or the particle-edge pair. This expresses the entanglement between these two degrees of freedom alone.

We have simulated the system described by $H_{1/2}$ with $N = 4$ sites, which is 2^{10} dimensional. We have labeled the sites $i = 1, \dots, 4$ starting from the lower left corner of a square and going clockwise. The basis states for the system are $|J_1 J_2 J_3 J_4; e_{14} e_{12} e_{23} e_{34} e_{24} e_{13}\rangle$ with $J_i, e_{kl} = 0, 1$. By direct diagonalization of the Hamiltonian, we compute the time evolution operator $U(t) = e^{-iHt}$. Starting from an initial state $\rho(0)$, the evolved state is $\rho(t) = U(t)\rho U^\dagger(t)$. The entanglement $S(t)$ as a function of time between particles and edges is obtained by tracing out the spatial degrees of freedom, we obtain the reduced density matrix for the hard core bosons: $\rho_{hcb}(t) = \text{Tr}_{graph}\rho(t)$. The evolution for the subsystem is not unitary but described by a completely positive map. The entanglement is computed by means of the von Neumann entropy for the bipartition $\mathcal{H} = \mathcal{H}_{bosons} \otimes \mathcal{H}_{graph}$, so we have

$$S(t) = -\text{Tr}(\rho_{hcb}(t) \log \rho_{hcb}(t)) \quad (32)$$

The single-site entanglement $s_j(t)$ is instead obtained by tracing out all the degrees of freedom but the site j and then computing the von Neumann entropy of such reduced density matrix. Finally, the last figure of merit to describe the entanglement dynamics of the model is the two-spins concurrence $C(t)$ defined in [23]. We define the $\tau(t)$ reduced system of any two spins in the model, i.e., an edge-edge pair, or an edge-particle pair or a particle-particle pair. The entanglement as function of time between the two members of the pair is given by

$$C(\tau(t)) \equiv \max(0, \sqrt{\lambda_1} - \sqrt{\lambda_2} - \sqrt{\lambda_3} - \sqrt{\lambda_4}), \quad (33)$$

where λ_i 's are the eigenvalues (in decreasing order $\lambda_1 > \lambda_2 > \lambda_3 > \lambda_4$) of the operator $\tau(t)(\sigma_y \otimes \sigma_y)\tau^*(t)(\sigma_y \otimes \sigma_y)$.

There are other important quantity to understand the time evolution of the model. We have computed the expectation value of the particle number operator $S_i^+ S_i^- = |1\rangle\langle 1|_i$ at the site i , the link operator P_{ij} , and the vertex degree operator $D_i = \sum_{k \neq i} P_{ik}$, whose expectation value gives the expected value for the number of edges connected to the vertex i . The last important quantity is the fidelity $\mathcal{F}(t) := |\langle \psi(0) | \psi(t) \rangle|$ of the state $|\psi(t)\rangle$ with the initial state $|\psi(0)\rangle$. This quantity gives a measure of how much the state at the time t is similar to the initial state.

The simulations have been carried out using two initial states $|\psi_1\rangle, |\psi_2\rangle$. The state $|\psi_1\rangle$ is the basis state describing the complete graph K_4 without particles: $|\psi_1\rangle = |000011111\rangle$. In Fig. 1 is shown the result of the simulation using $|\psi_1\rangle$ as initial state, and for the model where the on-site potential energy is bigger than the kinetic energies, that is, in the ‘‘insulator’’ phase: $U, \mu > t, k$. Due to the very high symmetry of the Hamiltonian in the initial subspace, the system is basically integrable and we can indeed see a short recurrence time. Due to the initial symmetry of the state and the fact that no more than one particle is allowed at every site, the system is very constrained and it is integrable. The entangling power of the Hamiltonian is elevated and despite the fact that the overlap with the initial state is very high, the entanglement is non negligible. The expectation value of every link is the same because of symmetry. For such an initial state, there is no qualitative difference other than different time scales between the ‘‘insulator’’ and ‘‘superfluid’’ case.

The time evolution starting from a just less symmetric state is far richer. The state $|\psi_2\rangle = |0000111101\rangle$ is the basis state describing the square with just one diagonal, and again no initial particles. As anticipated, we have studied the model for two sets of parameters. The case (a) is the “insulator” case with parameters $\mu = U = 1; t = k = 0.1$. The case (b), or “superfluid” case has parameters $\mu = U = 0.1; t = k = 1$.

“Insulator” case (a).— In the graph, Fig. 2(a) are plotted the time evolutions of $\langle D_1(t) \rangle, \langle D_2(t) \rangle$ which have initial values of $\langle D_1(0) \rangle = 3, \langle D_2(0) \rangle = 2$. The oscillations of these operators are damped as well and the system is thermalizing towards a state which represents an homogeneous graph. It is very remarkable to see the phenomenon of eigenstate thermalization in such a small system. Recently, there has been a revival in the study of how quantum systems react to a sudden quench in the context of equilibration phenomena in isolated quantum systems, and our results are showing indeed that for such an isolated quantum system, the reduced system can thermalize due to the entanglement dynamics [32, 33]. In Fig. 2 (b) are plotted the expectation value of the link operators P_{12}, P_{24} as a function of time. In the initial state $|\psi_2\rangle$ we have $\langle \psi_2 | P_{12} | \psi_2 \rangle = 1, \langle \psi_2 | P_{24} | \psi_2 \rangle = 0$. The evolution of $\langle P_{12}(t) \rangle$ is almost periodic but we see that on the other hand the oscillations of $\langle P_{24}(t) \rangle$ are damping and the system is thermalizing. The behavior of the P_{13} operator is complementary to P_{24} and at long times $\lim_{t \rightarrow \infty} \langle P_{24}(t) - P_{13}(t) \rangle = 0$. In Fig. 2 (c) we plotted the entanglement per site measured by the von Neumann entropy $s_j(t)$ as a function of time. The sites considered are again $j = 1$ and $j = 4$. The two quantities split in two separated bands. Naively, one would expect that the vertices with higher degree are more entangled, but it is not so. Comparing with Fig.2 (a) we see that the degrees $\langle D_1(t) \rangle, \langle D_4(t) \rangle$ cross several time and have same time average. Surprisingly, the vertex with consistent higher entanglement is the one that started with higher degree at time zero, *when the system was in a separable state*. The system has a memory of the initial state that is revealed in the entanglement dynamics. This means that there are some global conserved quantities that are not detected by any local observable, but are instead encoded in the entanglement entropy, which is a function of the global wavefunction. The thermalization process is also shown in the behavior of the fidelity $\mathcal{F}(t)$ that presents damped oscillations, see Fig. 2 (d). The behavior of the von Neumann entropy $S(t)$ in Fig. 2 (d) shows that the reduced system of the particles is indeed evolving as an open quantum system. Though some of the observables are thermalizing, the entanglement dynamics does not show any damping. In Fig. 2 (e) is shown the time evolution of the expectation values of the number operators $N_i(t) = S_i^+ S_i^-(t)$ at the vertices $i = 1, 4$. The vertices are distinguished by the initial state of the graph, namely by their degree. The average number of particles per site is $\overline{N_i(t)} \sim 0.05$. This means that particles are basically involved in virtual creation/annihilation processes through which the graph acquires a dynamics. The next graphs show that the entanglement dynamics is all but trivial. The following Fig. 2 (f) shows the dime evolution of the Concurrence $C(t)$ between the vertex $i = 2$ and the edge $(2, 4)$ which is in the state $|0\rangle$ at the initial time. We see deaths and revivals of entanglement, and the damping of the oscillation signals again some thermalization.

“Superfluid” case (b).— In this case, the kinetic terms k, t are dominant over the potential terms U, μ . The dynamics of this model for these parameters is completely different. We do not have any sign of thermalization. The degree expectation values $\langle D_1(t) \rangle, \langle D_2(t) \rangle$ have a similar oscillating behavior with an even higher overlap, see Fig. 3 (a). The link operators P_{14}, P_{24} , shown in Fig. 3 (b) oscillate with no damping and are almost completely overlapped. To such distinct behavior with respect to the insulator case, we find a very strong similarity in the behavior of the entanglement per site $s_i(t)$ (see Fig. 3 (c) where, again, and in a more pronounced way, there is a splitting in two bands depending on the initial state of the system, and not on the degree (or other interesting observables) of the system during the time evolution. As in the insulator case, the vertex that started off with a higher degree is constantly more entangled than the one that started off with a lower degree, even if in the initial state they are both separable states and during the evolution all the relevant observables overlap strongly and have same time averages. This phenomenon again reveals how the entanglement contains global information on the state of the system that is not revealed in the usual local observables one looks at. The entanglement between edges and particles has a similar behavior than in the “insulator” case, but it is an order of magnitude greater, which is consistent with the fact that now the terms that couple edges and particles (and thus create entanglement) are larger. The superfluidity is revealed also in the behavior of the fidelity $\mathcal{F}(t)$ that shows no sign of thermalization with constant amplitude of oscillations, see Fig. 3 (d). The average number of particles per site is now $\overline{N_i(t)} \sim 0.52$ and is homogeneous (Fig. 3 (e)). Particles are delocalized over the quantum graph with a non vanishing expectation value. The Concurrence $C(t)$ in Fig. 3 (f) confirms that there is no thermalization in the system.

To conclude this section, we have studied the model Eq.(19) in the case of hard-core bosons. The usual Hubbard model with hard-core bosons on a fixed graph presents two quantum phases at zero temperature. An insulator phase, when the potential energy of the electrons is dominant, and a superfluid phase, when the kinetic energy is dominant. In our model, the graph interacts with the electrons and the graph degrees of freedom are themselves quantum spins that can be in a superposition. We have studied numerically the entanglement dynamics of the system with four vertices starting from a separable state. The evolution with insulator parameters shows typical signs of thermalization in some of the relevant observables. Moreover, the entanglement dynamics reveals a memory of the initial state that is not captured in the observables. The behavior of the dynamics of the “superfluid” system is completely different, in the fact that there is no apparent thermalization. The memory effect revealed by the entanglement dynamics is present in an even more pronounced way. There are many open questions to be answered: how the entanglement spectrum behaves and what it reveals of the system, what is the phase diagram of the model at zero temperature

in the thermodynamic limit, and a systematic study of the correlation functions in the model. We barely started studying the features of this model that presents formidable difficulties, but that promises to be very rich.

MARKOV CHAINS ANALYSIS OF THE MODEL

In this section, we develop a general method to describe the evolution of graphs. We regard Eq.(19) as the Hamiltonian for a classical model and consider a configuration of the system with a fixed number of edges and particles. The sum of these two quantities is a constant of the evolution. Moreover, it is safe to assume that almost all edges can be potentially converted in particles. The reason is simple: fixing the number of vertices, every connected graph (up to isomorphism) can be obtained by deleting and adding edges that are part of triangles. With this approximation, we expect that at long times a dynamical equilibrium is established between particles and edges. When considering the classical model, we can disregard superpositions and look at the dynamics as a discrete-time process with characteristics described as follows. For simplicity, we focus on the complete graph $K_N = (V(K_N), E(K_N))$, with set of vertices $V(K_N)$ and set of edges $E(K_N)$. Note that this constraint is not necessary, since we can start from any graph containing a triangle. The process simply needs at least one triangle in order to run. The process, starting from time $t = 0$, can be interpreted as a probabilistic dynamics gradually transforming the complete graph into his connected spanning subgraphs. These are subgraphs on the same set of vertices. Methods from the theory of Markov chains appear to be good candidates to study such a dynamics. We identify with a “graph of graphs” the phase space representing all possible states of the system considered. In this way a random walk on the graph, driven by appropriate probabilities, will allow us to study the behaviour of the Hamiltonian, at least restricting ourselves to the classical case. Thus, the Hamiltonian transforms graphs into graphs. The Markov chain method suggests different levels of analysis: a level concerning the *support* of the dynamics; a level concerning the *distribution of particles*. At the first level, we are interested in studying graph theoretic properties of the graphs/objects obtained during the evolution, if we disregard the movement of the particles. This consists of studying expected properties of the graphs obtained by running the dynamics long enough. It is important to remark that the presence of particles does not modify the phase space, which, if we start from K_N , is the set of all connected graphs. The graphs obtained cannot have more edges than the initial one. Notably, particles only alter the probability of hopping between elements of the phase space. At the second level, we are interested in studying how the particles are going to be distributed on the vertices of the single graphs, and therefore in what measure the particles determine changes on the graph structure and consequently modify the support of the dynamics. When considering only the support, the Hamiltonian for the classical model determines the next process:

- At time step $t = 0$, we delete a random edge of $G_0 \equiv K_N$ and obtain G_1 .
- At each time step $t \geq 1$, we perform one of the following two operations on G_t :
 - *Destroy a triangle*: We delete an edge randomly distributed over all edges in triangles of G_t . A *triangle* is a triple of vertices $\{i, j, k\}$ together with the edges $\{i, j\}, \{i, k\}, \{j, k\}$.
 - *Create a triangle*: We add an edge randomly distributed over all pairs $\{i, j\} \notin E(G_t)$ such that $\{i, k\}, \{j, k\} \in E(G_t)$ for some vertex k .

This process is equivalent to a random walk on a graph \mathcal{G}_N whose vertices are all connected graphs. Each step is determined by the above conditions. The Hamiltonian gives a set of rules determining the hopping probability of the walk. The theory of random walks on graphs is a well established area of research with fundamental applications now ranging in virtually every area of science [22]. The main questions to ask when studying a random walk consist of determining the stationary distribution of the walk and estimating temporal parameters like the number of steps required for the walk to reach stationarity. The stationary distribution at a given vertex is intuitively related to the amount of time a random walker spends visiting that vertex. In our setting, the walker is a classical object in a phase space consisting of all connected graphs with the same number of vertices. Fig. 4 is a drawing of \mathcal{G}_4 , the configuration space of all connected graphs on four vertices. This is a graph whose vertices are also graphs. The initial position of the walker is the vertex corresponding to K_4 .

The graph \mathcal{G}_N ($N \geq 2$) is connected and bipartite. The number of vertices of \mathcal{G}_N equals the number of connected *labelled* graphs on N vertices. We need labels on the vertices to distinguish between isomorphic graphs. From the adjacency matrix of a graph G , we can construct the transition matrix $T(G)$ inducing a *simple random walk* on G : $[T(G)]_{i,j} = 1/d(i)$ if $\{i, j\} \in E(G)$ and $[T(G)]_{i,j} = 0$, otherwise. Here, $d(i) := |\{j : \{i, j\} \in E(G)\}|$ is the *degree* of a vertex i . Notice that the degrees of the vertices in \mathcal{G}_N are not uniform, or, in other words, \mathcal{G}_N is not a *regular* graph. In fact, the degree of the vertex corresponding to K_4 , which is the number of edges in this graph, is much higher than the degree of the graphs without triangles. In Fig. 4, it is easy to see that K_4 has degree 6 and that the path on 4 vertices, drawn in the bottom-right corner of the figure, has only degree 2.

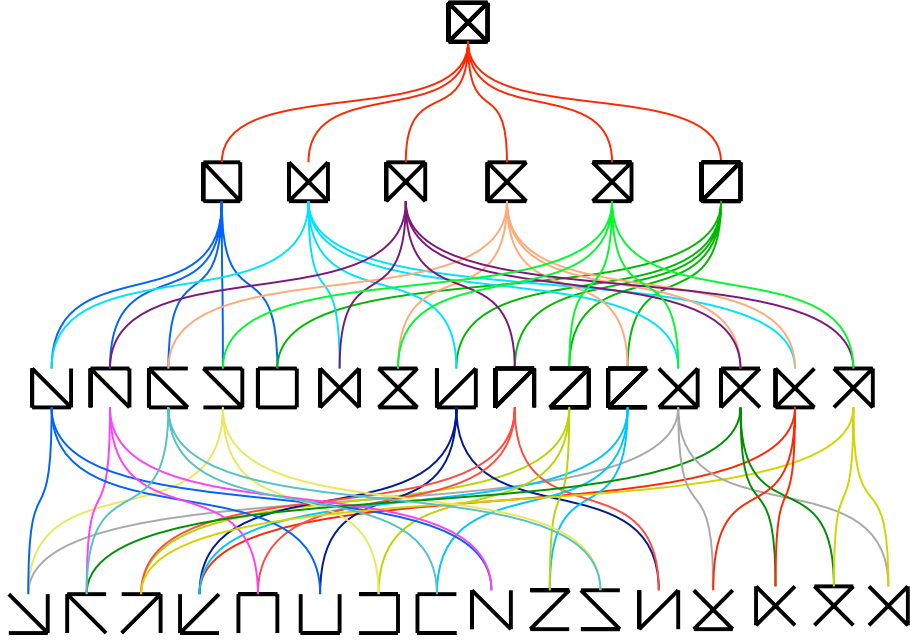


FIG. 4: The graph \mathcal{G}_4 . The number of vertices is 38 and 72 edges. The number of vertices of \mathcal{G}_n is exactly the number d_n of connected labeled graphs on n vertices. The number d_n satisfies the recurrence $n2^{\binom{n}{2}} = \sum_k kd_k 2^{\binom{n-k}{2}}$ [20]. The walker starts from the vertex corresponding to the graph K_4 . Even when we add particles, the graph \mathcal{G}_n remains the support of the dynamics. The vertices of \mathcal{G}_n are the possible states of classical evolution. In the quantum evolution, we have a weighted superposition of vertices.

The evolution of a random walk is determined by applying the transition matrix to vectors labeled by the vertices encoding a probability distribution on the graph. The law $(T(G)^T)^t \mathbf{v}_0^{(i)} = \mathbf{v}_t$ gives a distribution on $V(G)$ at time t , with the walk starting from a vertex i . The vector $\mathbf{v}_0^{(i)}$ is an element of the standard basis of \mathbb{R}^N . The vector $\mathbf{v}_t = (\mathbf{v}_t^{(1)}, \mathbf{v}_t^{(2)}, \dots, \mathbf{v}_t^{(N)})^T$ is a probability distribution, being $\mathbf{v}_t^{(i)}$ the probability that the walker hits vertex i at time t . The distribution $\pi = (d(i)/2 |E(G)| : i \in V(G))$ is the *stationary distribution*, that is $T(G)\pi = \pi$. If G is connected and nonbipartite then $\lim_{t \rightarrow \infty} (T(G)^T)^t \mathbf{v}_0^{(i)} = \pi$ [22]. The stationary distribution is independent of the initial vertex. Therefore, a walk on \mathcal{G}_N can start from any vertex and the asymptotic dynamics remains the same. It is simple to see that \mathcal{G}_N is bipartite. Then a random walk does not converge to a stationary distribution, but it *oscillates* between two distributions with support on the graphs with an odd and an even number of edges, respectively. In fact, for a bipartite graph G with $V(G) = A \cup B$, we have the following: $\lim_{t \rightarrow \infty, \text{even}} (T(G)^T)^t \mathbf{v}_0^{(i)} = \pi_{\text{even}}$ with $[\pi_{\text{even}}]_i = d(i)/|E(G)|$ if $i \in A$ and $[\pi_{\text{even}}]_i = 0$, otherwise; analogously for $\lim_{t \rightarrow \infty, \text{odd}} (T(G)^T)^t \mathbf{v}_0^{(i)} = \pi_{\text{odd}}$. For instance, it follows that the stationary distribution of a random walk starting from any vertex of \mathcal{G}_4 oscillates between the two distributions

$$\pi_{\text{odd}} = \left(\underbrace{0}_1, \underbrace{1/12, \dots, 1/12}_6, \underbrace{0, \dots, 0}_{15}, \underbrace{1/24, \dots, 1/24}_4, \underbrace{1/36, \dots, 1/36}_{12} \right)$$

and

$$\pi_{\text{even}} = \left(\underbrace{1/12}_1, \underbrace{0, \dots, 0}_6, \underbrace{5/72, \dots, 5/72}_4, \underbrace{1/31, \dots, 1/31}_3, \underbrace{5/72, \dots, 5/72}_8, \underbrace{0, \dots, 0}_4, \underbrace{0, \dots, 0}_{12} \right).$$

In particular, for π_{odd} , $\sum_{i:d(i)=6} [\pi_{\text{odd}}]_i = \frac{1}{2}$, $\sum_{i:d(i)=4} [\pi_{\text{odd}}]_i = \frac{1}{6}$, $\sum_{i:d(i)=2} [\pi_{\text{odd}}]_i = \frac{1}{3}$; for π_{even} , $\sum_{i:d(i)=6} [\pi_{\text{even}}]_i = \frac{1}{12}$, $\sum_{i:d(i)=5} [\pi_{\text{even}}]_i = \frac{5}{6}$, $\sum_{i:d(i)=2} [\pi_{\text{even}}]_i = \frac{1}{12}$. Now, what is the most likely structure of a graph/vertex of \mathcal{G}_N in which the random walker will spend a relatively large amount of time? In other words, where are we going to find the walker if we wait long enough and what are the typical characteristics of that graph or set of graphs? From the above description, one may answer this question by determining the stationary distribution of the walk in \mathcal{G}_N . We do not have immediate access to this information, because we do not know the eigenstructure of $T(\mathcal{G}_N)$. For this reason, we need some way to go around the problem. We can still obtain properties of the asymptotics by making use of standard tools of random walks analysis. In particular, as a first step, we are able to estimate the number of edges in the most likely graph in \mathcal{G}_N . Even if this information is not particularly accurate and

it is far from being sufficient to determine the graphs, it still can give an idea of their structure. The probability $\pi(G)$ that the walk will be at a given graph G after a large number of time steps is given, up to a small error term, by the stationary distribution π of the walk. As we have mentioned above, $\pi(G)$ is given by the number of possible transitions from G in the walk, divided by a normalizing constant E which is independent of G . Based on this, it is possible to find the expected number of edges in a graph visited by the walk. We will provide here a sketch of the proof. A more extensive discussion is the Appendix. In total there are $\binom{N}{k}$ graphs with N vertices and k edges. By some of the classical results in the theory of random graphs [21] we know that for $k \geq \frac{(1+\epsilon)\log N}{N}$, the probability that a random graph is connected converges to 1 as N grows. Let us recall briefly that a random graph is a graph whose edges are chosen with a fixed probability, equal and independent for each pair of vertices. The probability that a graph is visited by our walk will have k edges is given by $\sum_{V(\mathcal{G}_N):|E(\mathcal{G}_N)|=k} \pi(\mathcal{G}_N)$, where the sum is in fact taken over all connected graphs with k edges. In order to estimate this sum we must know how much $\pi(\mathcal{G}_N)$ can vary. However by the results mentioned earlier $\pi(\mathcal{G}_N)$ cannot be larger than $\binom{N}{2}/E$ and not smaller than $(N-1)/E$, since that is the largest and smallest number of edges in a connected graph, and every transition in the walk can be associated with an edge in the current graph. Hence, the probability that the graph will have k edges will lie between $\binom{N}{k}\binom{N}{2}/E$ and $\binom{N}{k}(N-1)/E$. However for large N and k this value is completely dominated by the first term, which is of order $2^{N^2}/N$ for $k = \binom{N}{2}/2$. A more careful use of these estimates shows that the expected number of edges will be close to $\binom{N}{2}/2 \sim N^2/4$. Furthermore this results will hold true for any walk where the ratio between probabilities for the most and least likely graphs is not exponentially large in N . This observation tells us that the most likely graphs obtained during the process tend to have less edges than regular objects as lattice-like graphs. The number of edges in a square lattice with n^2 vertices is $2n(n+1)$. For a cubic lattice on n^3 vertices this number is $3n(n+1)^2$, from the general formula $dn(n+1)^{d-1}$, where d is the dimension of the lattice. It seems natural to try to establish a relation between our walk and random graphs. After a first analysis, such a relation does not appear obvious. In fact, the walk on \mathcal{G}_N is based upon a *locality principle* which is not usually defined when considering random graphs. An attempt to implement this principle for random graphs would consist in constructing Erdős-Renyi graphs starting from a random tree instead of the empty graph, that is, the graph with zero edges. A random tree, insures connectivity. Each pair of vertices at distance two is then joined with a probability p . If we keep adding and deleting edges, we obtain a dynamics similar to the one induced by our Hamiltonian. It is important to observe that the differences with the standard notion of random graph are essentially two: vertices at distance larger than two cannot be joined with a single step of the process; there is an additional probability of deleting edges.

Let us keep in mind that so far we have not consider particles. Indeed, we have studied only a random walk on \mathcal{G}_N , where this is the space of objects obtained by deleting and adding edges that form triangles. However, our Hamiltonian describes an evolution including particles. Each edge deletion creates two particles sitting at the end vertices of the deleted edge. These particles are free to move in the graph. Creation of another edge will depends on the number of particles. Only when two particles are located on two different vertices at distant two from each other, then we have a nonzero probability of creating an edge between such vertices and therefore creating a new triangle. Including particles, we can define the following process:

- At time step $t = 0$, we delete a random edge of $G_0 := K_N$ and obtain G_1 .
- At each time step $t \geq 1$, we perform one of the following two operations on G_t :
 - *Destroy a triangle*: We delete an edge randomly distributed over all edges in triangles of G_t . When deleting an edge we *create* two (indistinguishable) particles. Each particle is located on a vertex of the graph according to the stationary distribution over G_{t+1} . This reflects the assumption that the particles thermalize.
 - *Create a triangle*: With a certain probability, we add an edge $\{i, j\} \notin E(G_t)$ such that $\{i, k\}, \{j, k\} \in E(G_t)$ for some vertex k . The probability of adding this edge is proportional to the probability of finding a particle at vertex i and a particle at vertex j at the same time t . When adding an edge, we *destroy* two particles. Specifically, the particles located in the two end vertices.

Notice that the probability of deleting an edge is independent on the number of particles in the graph and their locations. On the other side, the probability of adding an edge is fundamentally connected to the number of particles. Higher is the number of particles in the graph $G_t \in V(\mathcal{G}_N)$ and higher is the probability of adding edges. The process exhibits a conservative behaviour since particles and edges the number of particles is always

$$2\binom{N}{2} - |E(G_t)|. \quad (34)$$

So, the dynamics is again equivalent to a random walk on the graph \mathcal{G}_N . This time the random walk is not a simple random walk, since the probability of each step is determined by the above conditions. In the transition matrix $T(\mathcal{G}_N)$ we can have

$[T(\mathcal{G}_N)]_{i,j} \neq [T(\mathcal{G}_N)]_{i,k} \neq 0$, whenever $j \neq k$. This fact gives different nontrivial weights on the edges of \mathcal{G}_N . The transition matrix of the walk is then not necessarily symmetric and we need a normalization factor to keep it stochastic (*i.e.*, the sums of the elements in each row is 1). Whenever an edge is deleted two particles are created. In the simplest version of our model all particles are distinguishable and at each time step of the walk all particles are redistributed according to a random walk on each graph/vertex of \mathcal{G}_N . By Eq. (34), there are N^{2p} possible particle configurations. By the standard behaviour of a random walk, particles will tend to cluster at vertices with high degree. For this model the state of the walk will consist both of the current graph G and the vector \mathbf{x} of positions of all particles. Here the number of possible transitions will depend both on the structure of G , as before, and the number of particles. Since the number of particle configurations grows rapidly while the number of edges decreases, the walk will concentrate on connected graphs with few edges, rather than the denser graphs favored by the model without particles. If we make a rough estimate of the number of states corresponding to graphs with $\binom{N}{2}/2$ edges, we see that they are fewer than $N^{\binom{N}{2}} 2^{\binom{N}{2}}$ and that the number of states corresponding to graphs with $\mathcal{O}(N)$ edges are more than $N^{(2-\epsilon)\binom{N}{2}}$, for any $\epsilon > 0$. A comparison argument like the one used for the case without particles then shows that the expected number of edges for a graph/vertex will be $o(N^2)$. It has to be remarked that an *ad hoc* tuning of the deletion probability for each edges should plausibly allow to obtain sparser or denser graphs. We have give a rough bound on the number of edges in a typical graph obtained via the Hamiltonian in Eq.(19). The bound does not contradict the possibility that such a graph has an homogeneous structure like a lattice. Additionally to the number of edges, it may be worth to have some information about cliques. A *clique* is a complete subgraph. Cliques are then the *densest* regions in a graph. Knowing the size of the largest cliques gives a bound on the maximum degree and clearly tells about the possibility of having dense regions. In the Appendix we will prove that the growth of the largest cliques is logarithmic with respect to the number of vertices. This behaviour also occurs for random graphs.

Numerical simulations were performed to obtain information on the behaviour of the classical system under different initial conditions. We are going to discuss the case of the complete graph K_N as initial state. Complete graphs are interesting for several reasons. First of all, every edge of K_N is eligible for interaction. This implies that edges rapidly transform in particles. As we can see in Fig. (a), the number of particles increases rapidly until it reaches an equilibrium value $\tilde{N}_0(N)$. The number of steps to reach the equilibrium distribution is the same for all the graph sizes, and is of the order of the inverse of the only *time scale* introduced, given by $\sim P_i^{-1}$. It is interesting to understand the equilibrium distribution of the degree for the various graphs K_N . To obtain a better shape for this distribution, we increased the number of simulations from 30 to 60. The result can be seen in Fig. (b). We find that the distribution is Poisson (D_e is the degree), as it is for random graphs:

$$P_N(D_e) = \frac{1}{R} e^{-\frac{(D_e - f(N))^2}{Q(N)}}$$

where R is a normalization constant. In Fig. (d) we find that the function $f(N)$ is, for the graph K_N , given by

$$f(N) = \frac{N}{2},$$

while the function $Q(N)$ is

$$Q(N) = \frac{\sqrt{N}}{2}.$$

It has to be remarked that this result agrees for large N with the combinatorial proof in the last section.

CONCLUSIONS

The work presented here was motivated by the possibility that the answer to the problem of quantum gravity lies in the direction of emergent gravity, and, in particular, in a condensed matter perspective to emergent gravity. Along these lines, in previous work [10, 11], *quantum graphity* was proposed and analyzed, a background independent spin system for emergent locality, geometry and matter. The quantum states of this system are dynamical graphs whose connectivity represents locality. The Hamiltonian of [10] is not unitary: the universe starts at a high energy configuration (non-local) and evolves to a low energy one (local). This has clear limitations when applied to a cosmological context. The present model was originally intended as an energy-conserving version of [10], in which graph edges can be deleted, matter created and vice versa. The Hamiltonian we used is essentially an extension of the Hubbard model to a dynamical lattice.

In our system, the basic building blocks of the theory are not events, but quantum physical systems S_i , represented by a finite-dimensional Hilbert space \mathcal{H}_i and a Hamiltonian H_i . That is, instead of an event, we have the space of all possible states of S_i and the dynamical rules for the time evolution of these. The aim is to study the relationships among the S_i and find geometry

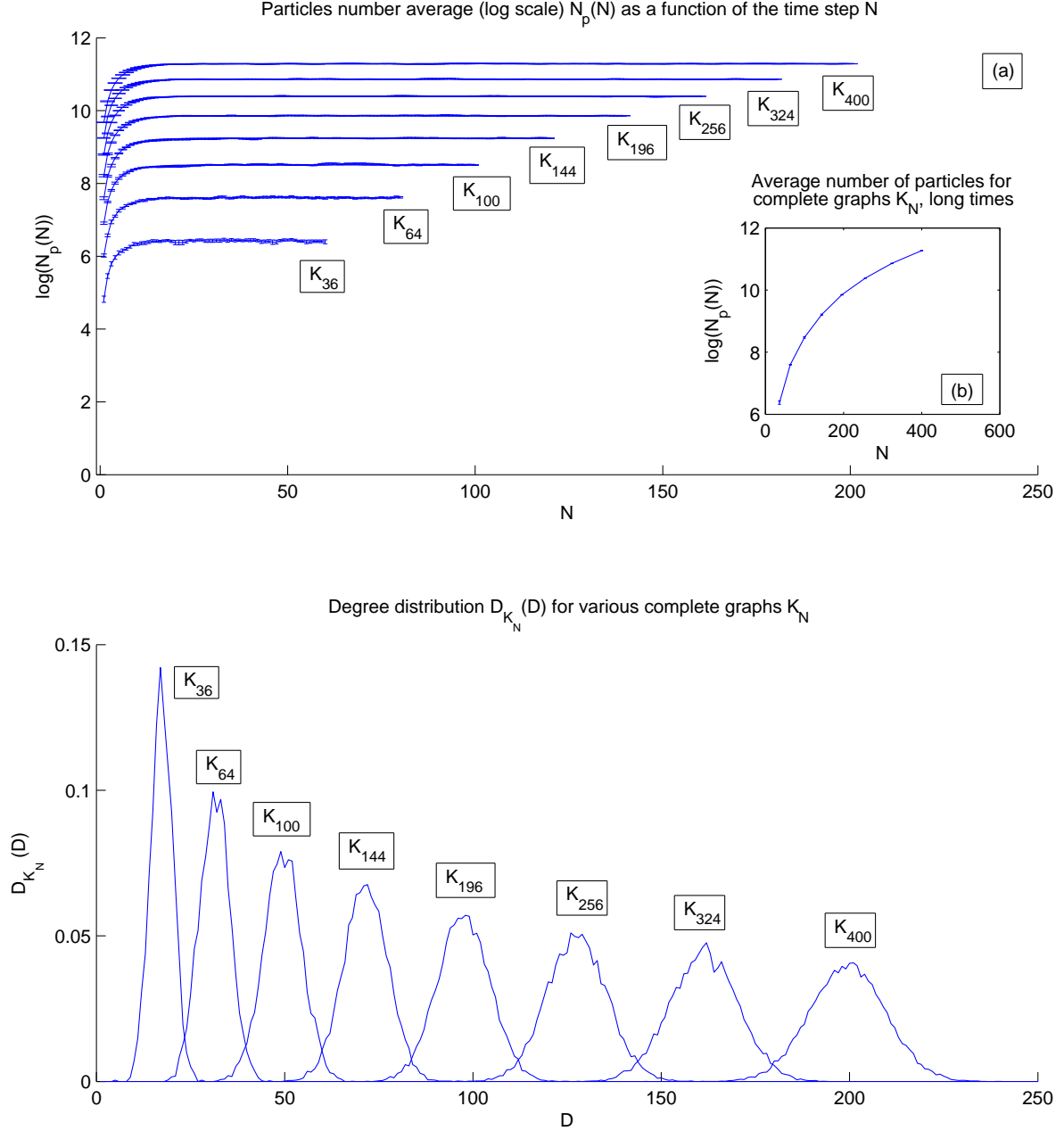


FIG. 5: **a)** Plot of the logarithm of the average number of particles N_p as a function of the number of steps. The initial conditions were complete graphs with N vertices, K_N , with hopping probability $P_h = 1$ and interacting probability $P_i = 0.1$. **b)** In this plot we have the same quantity of (a), $\log(N_p(N))$, plotted as a function of the graph size N at long times (when at equilibrium). **c)** Plot of the equilibrium degree distributions for each graph K_N . The hopping and interaction probabilities for each simulation are $P_h = 1$ and $P_i = 0.1$ respectively. The distributions are obtained averaging over 60 simulations. At equilibrium, we obtain Poisson distributions centered on $\frac{N}{2}$, as shown in Fig. (b), and variance $Q(N) = \frac{\sqrt{N}}{2}$, as shown in Fig. (a). This agrees with standard results of the theory of random graphs.

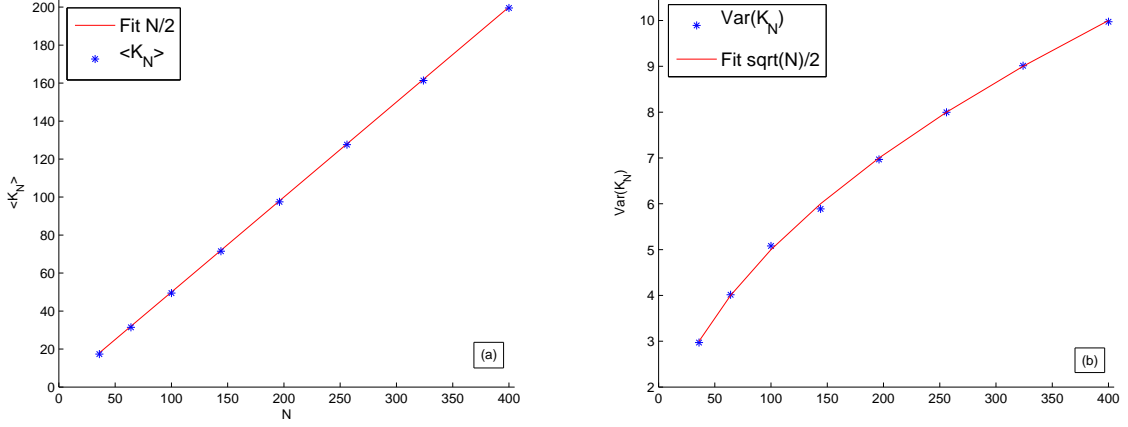


FIG. 6: **a)** Plot of the average values of the equilibrium degree distributions of Fig. (c). The red line is the fit, given $f(N) = \frac{N}{2}$. This agrees perfectly with the various K_N . **b)** Plot of the variance of the equilibrium degree distributions of Fig. (c). The red line is the fit, giving $Q(N) = \frac{\sqrt{N}}{2}$.

as the emerging structure imposed by these relationships, independently of their state. In fact, what we have can be considered as a unification of matter and geometry to matter only. Certain configurations (bound states) of matter play the role of spatial adjacency in the dynamical sense that they will determine whether interaction of other particles is allowed or not. In that sense, geometry is not fundamental but rather a convenient way to simplify the fundamental evolution of matter. From the condensed matter point of view, we have presented a Hubbard model in which the particles hop on a graph whose shape is determined by the motion of the particles and it is itself a quantum variable.

We simulated the quantum system for a complete graph with 4 vertices and hard core bosons and we analyzed the entanglement dynamics of the system, including the one between the particle and edge degrees of freedom. We argued that for the weakly interacting system, entanglement and loss of unitarity for the reduced system can be seen in presence of very high curvature. Moreover, the eigenstate thermalization of the model is studied under two different sets of parameters. Thermalization occurs when potential energy dominates over kinetic energy.

The model discussed in this paper has some features of other models studied in a diversity of contexts and with different purposes. The first central aspect is a quantum dynamics involving a set of graphs. Quantum evolution on graphs is a subject of study related to spin systems, as a generalization of spin chains (see the review by Bose [27]), and quantum walks on graphs, where a particle undergoes a Schrödinger dynamics hopping between the vertices (see the review by Kempe [31]) where, at each time step, a particle is in a superposition of different vertices. Of course, the main difference with respect to our model is in the fact that in our model the graph is evolving in time as part of the system's evolution. Focusing on another area, it may be interesting to highlight a parallel with the work of Gudder [30], who studied discrete-space time building on ideas of Bohm [26]. In the model described by Gudder, the graph is interpreted as a discrete phase-space in which the vertices represent discrete positions which a particle can occupy, and the edges represent discrete directions that a particle can propagate. This setting was primarily introduced to describe the internal dynamics of elementary particles. From this perspective, each particle is associated to a graph: vertices represent quarklike constituents of a particle and edges represent interaction paths for gluons which are emitted and absorbed by the vertices. Another aspect of our model is that we have many particles evolving at the same time. In the mathematical literature there is a growing number of examples of random walks with multiple particles/agents. A recent paper by Cooper *et al.* [28] studied properties of multiple random walks on a (fixed) graph assuming that the interaction between particles gives rise to various phenomena, like particles sticking together, annihilating each other, *etc.* It is important to mention that there are differences between walks with a single agent and walks with many agents. For instance, there are various settings in which k random walks visit all the nodes of a graph in expectation $\Omega(k)$ -times faster than the case of a single walker [24]. Works addressing random walks on evolving graphs have been considered only recently, motivated by robotic exploration of the Web [25, 29].

In a unitary system for cosmological evolution, the interesting question to ask is whether the system has long-lived metastable states. We studied this question rigorously, using analysis in terms of Markov chains, and also gave an intuitive argument, in both cases finding that dynamical equilibrium is reached when, starting from zero initial particles, half the initial number of edges are destroyed. In the model, there is a candidate configuration for a toy mechanism for attraction. A toy trapped surface can be

modeled as the boundary of a region containing a highly connected subgraph. There is no singularity. To probe this region one can use Wen's hamiltonian for light [14], with a coupling that is just a perturbation of the initial hamiltonian. We found that, in the limit of a large number of vertices inside the highly connected region, only a ray perfectly normal to the surface can escape.

The toy model we presented here is very basic and there are several features we do not expect to see yet. For instance, there is nothing in the Hamiltonian to encourage the system to settle in metastable states that are regular graphs. Emergence of geometric symmetries such as FRW symmetries was not a goal at this stage but can be incorporated in future work by additional terms in the hamiltonian as in [10], or possibly also by introducing causality restrictions as in [2]. Finally, we believe that this model is interesting from the condensed matter point of view. Condensed matter systems are always defined on a given lattice. In this model, the lattice itself is a quantum variable. Such a model, like the spin model of Eq. (27) can be realized experimentally in a system of quantum dots. We believe this is a novel way to think of condensed matter systems and, in perspective, potentially fruitful for the study of novel quantum phases.

There are many potential generalizations and extensions of the model. Such extensions concern primarily the phase space and the nature of the particles. One possible generalization is to allow each edge to introduce a new vertex as a midpoint, possibly by absorbing particles. This gives homeomorphic graphs but with a growing phase space. The models could also be modified by allowing the degrees of the vertices to influence how likely the edges and the particles are going to change. A consequence would be a dynamical graph in which different regions are modified with different speeds.

ACKNOWLEDGEMENTS

Research at Perimeter Institute for Theoretical Physics is supported in part by the Government of Canada through NSERC and by the Province of Ontario through MRI. This project was partially supported by NSERC, a grant from the Foundational Questions Institute (fqxi.org), and a grant from xQIT at MIT. SS is a Newton International Fellow. We are grateful to the Keck Center for Quantum Computing for hospitality at MIT where this work was initiated.

This work was made possible by the facilities of the Shared Hierarchical Academic Research Computing Network (SHARC-NET:www.sharcnet.ca).

APPENDIX

The following general result is useful to study the random walks described in the paper:

Theorem .1 *Let G be a graph drawn from any random walk on \mathcal{G}_N with stationary distribution π . Assume that there exists $\alpha < 2$ such that*

$$g(\pi) = \max_{G, H \in V(\mathcal{G}_N)} \frac{[\pi]_G}{[\pi]_H} < e^{N^\alpha}. \quad (35)$$

Then

1. $E(|E(G)|) = \frac{1}{2} \binom{N}{2} + o(1)$;

2. For $t \geq \sqrt{N^\alpha \binom{N}{2}}$,

$$\text{Prob} \left[\left| |E(G)| - \frac{1}{2} \binom{N}{2} \right| > t \right] \leq 8 \exp(-N^\alpha).$$

Proof We will prove the theorem by proving a deviation bound for $\text{Prob} \left[\left| |E(G)| - \frac{1}{2} \binom{N}{2} \right| > t \right]$ in terms of t .

Let

$$A_t = \left\{ G : \left| |E(G)| - \frac{1}{2} \binom{N}{2} \right| \leq t \right\}.$$

Note that A_t contains both connected and disconnected graphs.

Let C be a function from the set of all graphs on N vertices to the set $\{0, 1\}$. Specifically, let

$$C(G) := \begin{cases} 1 & \text{if } G \text{ is connected;} \\ 0 & \text{otherwise.} \end{cases}$$

Let $C(N, t)$ denote the probability that a graph drawn uniformly at random from A_t is connected. The probability that a graph drawn from the random walk belongs to A_t is $\sum_{G \in A_t} C(G)[\pi]_G$; likewise for $G \notin A_t$. We will now bound the quotient between these two probabilities. It is well known, see *e.g.* [21], that

$$C(N, t) = 1 + o(1)$$

for, *e.g.*, $t < N/2$. Then

$$\begin{aligned} \frac{\sum_{H \notin A_t} C(H)[\pi]_H}{\sum_{G \in A_t} C(G)[\pi]_G} &\leq g(\pi) \frac{\sum_{H \notin A_t} C(H)}{\sum_{G \in A_t} C(G)} \\ &\leq g(\pi) \frac{|\overline{A_t}|}{|A_t| C(N, t)} \\ &\leq g(\pi) \frac{|\overline{A_t}|}{|A_t| (1 + o(1))} \\ &\leq 2g(\pi) \frac{|\overline{A_t}|}{|A_t|} \end{aligned} \quad (36)$$

This can be written as

$$2g(\pi) \frac{P_{N,t}}{1 - P_{N,t}}, \quad (37)$$

where

$$P_{N,t} = |\overline{A_t}| / 2 \binom{N}{2}$$

is the probability that a binomial random variable with distribution $\text{Bin}(\binom{N}{2}, \frac{1}{2})$ deviates more than t from its expectation. Using the Chernoff bound we have then

$$P_{N,t} \leq 2 \exp\left(\frac{-2t^2}{\binom{N}{2}}\right)$$

If $t = \sqrt{N^\alpha \binom{N}{2}}$ we can thus bound (37) as

$$\begin{aligned} 2g(\pi) \frac{P_{N,t}}{1 - P_{N,t}} &\leq 2g(\pi) 4 \exp\left(\frac{-2t^2}{\binom{N}{2}}\right) \\ &= 8g(\pi) \exp(-2n^\alpha) \\ &= 8 \exp(-N^\alpha) \end{aligned} \quad (38)$$

Since the denominator in the first step of Eq. (36) is less than 1 we have the following bound for our walk

$$\text{Prob}[H \notin A_t] \leq \sum_{H \notin A_t} C(H)[\pi]_H \leq 8 \exp(-N^\alpha) \quad (39)$$

For our range of α the value of t is $o\left(\binom{N}{2}\right)$ which means that for a graph from A_t the number of edges is $\frac{1}{2} \binom{N}{2} + o(1)$ and the contribution to the expected number of edges from graphs not in A_t is between zero and $\binom{N}{2} 8 \exp(-N^\alpha)$. This is $o(1)$. Thus the total expectation is $\frac{1}{2} \binom{N}{2} + o(1)$.

Corollary .2 *Let G be a graph drawn from a simple random walk on \mathcal{G}_N . Then*

$$E(|E(G)|) = \frac{1}{2} \binom{N}{2} + o(1)$$

Proof We know that the underlying graph of this random walk is bipartite and that in the asymptotic limit the stationary distribution oscillates between π_{even} and π_{odd} depending on whether we have taken an even or an odd number of steps. However if we start a new walk by not changing the graph in the first time step with probability $1/2$, the new stationary distribution will be

$$\pi = \frac{1}{2} (\pi_{\text{even}} + \pi_{\text{odd}}). \quad (40)$$

Since we are looking at graphs with N vertices, $d(i)$ is at most $\binom{N}{2}$ and not less than $N - 2$. Hence,

$$g(\pi) \leq \frac{N^2 - N}{2n - 4}.$$

and the corollary follows from Theorem .1.

Note that here we only used the fact the walk converges towards a stationary distribution on \mathcal{G}_N and that $g(\pi)$ is bounded by a polynomial in N for this walk. The same result holds for any form of walk on \mathcal{G}_N for which $g(\pi)$ is not exponential in N .

Let us recall that a random event happens *asymptotically almost surely*, or *a.a.s*, if the probability for the event is $1 - o(1)$. A *clique* in a graph is a subgraph isomorphic to the complete graph. The *clique number* of a graph G , denoted by $\omega(G)$, is the number of vertices of the largest clique in G .

Theorem .3 *Let G be a graph drawn from a simple random walk on \mathcal{G}_N . Then there exist constants $c_1 < c_2$ such that a.a.s the clique number $\omega(G)$ satisfies*

$$c_0 \log(N) - c_1 \leq \omega(G) \leq c_0 \log(N) + c_2.$$

Proof It is well known, see, *e.g.*, Chapter 11 of [21], that the expected clique number of a uniform random graph with edge probability $\frac{1}{2}$ is

$$\frac{2}{\log 2} \log(N) = c_0 \log N$$

and that the following concentration bounds hold

$$\text{Prob} [\omega(G) - c_0 \log N \geq r] < N^{-r}, \quad (41)$$

$$\text{Prob} [c_0 \log N - \omega(G) \geq r] < N^{-\lfloor 2^{\frac{r-2}{2}} \rfloor} \quad (42)$$

We can now proceed in the same way as in the proof of Theorem .1 using the set

$$B_t^u = \{G | \omega(G) - c_0 \log N \leq t\}$$

to give a bound on the upper tail probability and

$$B_t^l = \{G | c_0 \log N - \omega(G) \leq t\}$$

for the lower tail probability, together with the bound on $g(\pi)$ from the proof of Corollary .2 and the concentration bounds from the inequalities (41) and (42). This gives the following inequalities:

$$\text{Prob} [\omega(G) - c_0 \log N \geq r] < c_1 \frac{N(N-1)}{N-2} N^{-r} \quad (43)$$

$$\text{Prob} [c_0 \log N - \omega(G) \geq r] < \frac{N(N-1)}{N-2} N^{-\lfloor 2^{\frac{r-2}{2}} \rfloor} \quad (44)$$

We can now use these inequalities to bound the contributions to the expected clique number. A clear but lengthy calculation can show that the contributions from the two tails are asymptotically bounded by two constants, giving us the bound stated in the theorem.

A rigorous analysis of the expected number of edges when we consider particles will be more difficult, since the model corresponds to a random walk on a directed graph, *i.e.*, a graph in which edges have a direction. This is associated to an adjacency matrix which is not necessarily symmetric. There are transitions where, *e.g.*, an edge is deleted and the particle distribution changes so that the endpoint of the edge do not have any particles on them, thus making the re-addition of the edge impossible in the next step. However, for states with a large number of particles, such as any graph with less than $\frac{1}{2} \binom{n}{2}$ edges, the vast majority of transitions will be reversible, as it is in the case without particles.

Let us consider the number of possible transitions from a state (G, \mathbf{x}) defined as follows: here G has n vertices, t edges which are part of triangles, s edges with endpoints at distance 2, and p indistinguishable particles. If we assume that there are particles at all vertices we have three types of transitions which can be explicitly enumerated:

1. There are $\binom{n+p-1}{p}$ transitions which correspond to redistributing the particles without changing G .
2. There are $t\binom{n+p}{p+1}$ transitions which correspond to deleting an edge and redistributing the $p + 1$ particles.
3. There are $s\binom{n+p-2}{p-1}$ transitions which correspond to adding an edge and redistributing the $p - 1$ particles.

Only the number of transitions of the last type is affected by the assumption that there are particles at all vertices. If $p \approx c\frac{1}{2}\binom{n}{2}$ we can estimate $\binom{n+p-1}{p}$ as

$$\begin{aligned}
\binom{n+p-1}{p} &\approx \frac{p^{n-1}}{n!} \left(1 + \frac{n(n-1)}{2p} + \mathcal{O}(p^{-2}) \right) \\
&\approx \frac{p^{n-1}}{(n/e)^n} \left(1 + \frac{1}{c} + \mathcal{O}(p^{-2}) \right) \\
&\approx \frac{e^n}{n} \left(\frac{p}{n} \right)^{n-1} \left(1 + \frac{1}{c} + \mathcal{O}(p^{-2}) \right) \\
&\approx \frac{e^n}{n} \left(\frac{n-1}{c \cdot 2n} \right)^{n-1} \left(1 + \frac{1}{c} + \mathcal{O}(p^{-2}) \right) \\
&\approx \mathcal{O} \left(\frac{(ce)^n}{n} \right)
\end{aligned}$$

Inserting this into the numbers of transitions given above, shows that for this model the maximum degree of the transition graph is bounded from above by a simple exponential, and the minimum degree is of course still greater than a multiple of n . According to Theorem 1 this is not sufficient to change the expected number of edges from being $\frac{1}{2}\binom{n}{2}$. In order to make this analysis fully rigorous it is also necessary to show that the states with unoccupied vertices do not make a significant contribution, which will be lengthy but mostly a technical issue.

The discussion for a case with distinguishable particles will be very similar but $\binom{n+p-1}{p}$ will be replaced by n^p which is large enough to escape Theorem 1. These counts also give an easy way to implement a simulation algorithm for both models. Just pick uniformly among all the possible transitions from the current state. If we do not consider particles or consider indistinguishable particles, the degrees of the vertices in the graphs will be close to those of random graphs with probability 1/2. This is more or less for the same reason that Theorem 1 works. The number of “typical” graphs in $G(n, \frac{1}{2})$ is so large that their behaviour will still control these models.

* Electronic address: ahamma@perimeterinstitute.ca

† Electronic address: fmarkopoulou@perimeterinstitute.ca

‡ Electronic address: slloyd@mit.edu

§ Electronic address: fcaravelli@perimeterinstitute.ca

¶ Electronic address: simoseve@gmail.com

- [1] A. Ashtekar, J. Lewandowski, *Class. Quant. Grav.* **21**:R53, 2004, arXiv:gr-qc/0404018; C. Rovelli, *Quantum Gravity*, Cambridge Univ. Press, (2005).
- [2] Ambjørn, J., and R. Loll, *Nucl. Phys. B* (1998), 536–407, hep-th/9805108; Ambjørn, J., Jurkiewicz, J. and R. Loll, *Phys. Rev. Lett.* **93**, 131301, (2004), hep-th/0404156
- [3] L. Freidel, *Int.J.Theor.Phys.* **44**, 1769 (2005), hep-th/0607032; D. Oriti, In: *Quantum Gravity*, Eds. B. Fauser, J. Tolksdorf and E. Zeidler, Birkhauser, Basel (2007), gr-qc/0512103.
- [4] D. Oriti, Group field theory as the microscopic description of the quantum spacetime fluid: a new perspective on the continuum in quantum gravity, arXiv:0710.3276.
- [5] G. Volovik, *The Universe in a Helium Droplet*, Oxford Univ. Press (2009).
- [6] W. G. Unruh, *Phys. Rev. D* **51**, 2827-2838 (1995), arXiv:gr-qc/9409008; M. Visser, S. Weinfurter, Analogue spacetimes: Toy models for “quantum gravity”, PoSQG-Ph:042,2007, arXiv:0712.0427.
- [7] B. L. Hu, Can spacetime be a condensate?, arXiv:gr-qc/0503067.
- [8] Z.-C. Gu, X.-G. Wen, Emergence of helicity +/- 2 modes (gravitons) from qbit models, arXiv:0907.1203.
- [9] T. Konopka, F. Markopoulou, L. Smolin, Quantum Graphity, arXiv:hep-th/0611197.
- [10] T. Konopka, F. Markopoulou and S. Severini, *Phys. Rev. D* **77**, 104029 (2008), arXiv:0801.0861.
- [11] A. Hamma, I. Prémont-Schwartz, S. Severini, F. Markopoulou, *Phys. Rev. Lett.* **102**, 017204 (2009), arXiv:0808.2495v2.
- [12] N. Seiberg, Emergent Spacetime, *Rapporteur talk at the 23rd Solvay Conference in Physics*, December, 2005, arXiv:hep-th/0601234.
- [13] H. Tasaki, *J. Phys.: Condens. Matter* **10**, 4353 (1998).
- [14] M. Levin, X.-G. Wen, *Rev. Mod. Phys.* **77**, 871-879 (2005), cond-mat/0407140.

- [15] S. Lloyd, A theory of quantum gravity based on quantum computation, arXiv:quant-ph/0501135.
- [16] F. Markopoulou, New directions in background independent quantum gravity, In: *Approaches to Quantum Gravity - towards a new understanding space, time and matter*, Ed. D. Oriti, Cambridge Univ. Press, 2009.
- [17] T. Konopka, Statistical Mechanics of Graphity Models, *Phys. Rev. D* **78**:044032, 2008, arXiv:0805.2283.
- [18] F. Markopoulou, L. Smolin, Disordered locality in loop quantum gravity states, *Class. Quant. Grav.* **24**:3813-3824, 2007, arXiv:gr-qc/0702044.
- [19] E. H. Lieb, and D. W. Robinson, *Comm. Math. Phys.* **28**, 251 (1972).
- [20] H. S. Wilf, *Generatingfunctionology*, A. K. Peters, 2006.
- [21] B. Bollobás, *Random graphs*, Cambridge Univ. Press, Cambridge, 2004.
- [22] L. Lovász, Random walks on graphs: a survey. *Combinatorics, Paul Erdős is eighty*, Vol. 2 (Keszthely, 1993), 353–397, Bolyai Soc. Math. Stud., 2, János Bolyai Math. Soc., Budapest, 1996.
- [23] W.K. Wootters, *Phys. Rev. Lett.* **80**, 2245 (1998).
- [24] N. Alon, C. Avin, M. Koucký, G. Kozma, Z. Lotker, M. R. Tuttle, *20th ACM Symposium on Parallelism in Algorithms and Architectures*, 2008.
- [25] C. Avin, M. Koucký, Z. Lotker, *ICALP 2008*: 121–132.
- [26] D. Bohm, A proposed topological formulation of quantum theory, in *The Scientist Speculates*, I. J. Good, ed. (Basic Books, New York, 1962), pp. 302-314.
- [27] S. Bose, *Contemp. Phys.*, **Vol. 48** (1), 13-30, 2007.
- [28] C. Cooper, A. M. Frieze, T. Radzik, *ICALP* (2) 2009: 399–410.
- [29] C. Cooper, A. M. Frieze, *Internet Mathematics* **1**, 57–90 (2003).
- [30] S. P. Gudder, *Found. Phys.* **18** (1988), no. 7, 751–776.
- [31] J. Kempe, *Contemp. Physics*, **Vol. 44** (4), pp.307-327, 2003.
- [32] S. Popescu, A. J. Short, and A. Winter, *Nature Physics* **2**, 754 (2006); N. Linden, S. Popescu, A. J. Short, and A. Winter, arXiv:0812.2385.
- [33] L. Campos Venuti, P. Zanardi, arXiv:0907.0683; D. I. Tsomokos, A. Hamma, W. Zhang, S. Haas, R. Fazio, to appear in *Phys. Rev. A (Rapid Comm.)*, arXiv:0909.0752.
- [34] We use *geometry* and *space* as shorthand for the adjacency relations encoded in $|\Psi^{graph}\rangle$, even though the generic $|\Psi^{graph}\rangle$ will be a graph (or a superposition of graphs) without any symmetries and hence not a candidate for a discretization of a smooth geometry. In this simple model, we make no attempt to dynamically flow to a $|\Psi^{graph}\rangle$ with recognizable geometric symmetries, as was done, for example, in [10, 17, 18]. One can address this in a future model by extending the Hamiltonian of the model.
- [35] There is, however, a way to define non-local interactions. For instance, consider the configuration of the graph of the square lattice. Pick two vertices i, j at large distance l_{ij} on this lattice (in the graph distance sense), and place a new edge connecting them. Now by definition the two vertices i and j are adjacent. Nevertheless, the ratio between the number of paths of distance one from i to j with the number of paths of distance l_{ij} goes to zero in the limit of large l_{ij} . This is what one can call a *non-local* interaction. It corresponds to the situation in lattice field theory where one has a fixed graph, and then some interactions between points that are far apart.