

Dark energy two decades after: Observables, probes, consistency tests

Dragan Huterer¹ and Daniel L Shafer²

¹ Department of Physics, University of Michigan, 450 Church Street, Ann Arbor, MI 48109, USA

E-mail: huterer@umich.edu

² Department of Physics and Astronomy, Johns Hopkins University, 3400 North Charles Street, Baltimore, MD 21218, USA

E-mail: dshafer2@jhu.edu

Abstract. The discovery of the accelerating universe in the late 1990s was a watershed moment in modern cosmology, as it indicated the presence of a fundamentally new, dominant contribution to the energy budget of the universe. Evidence for dark energy, the new component that causes the acceleration, has since become extremely strong, owing to an impressive variety of increasingly precise measurements of the expansion history and the growth of structure in the universe. Still, one of the central challenges of modern cosmology is to shed light on the physical mechanism behind the accelerating universe. In this review, we briefly summarize the developments that led to the discovery of dark energy. Next, we discuss the parametric descriptions of dark energy and the cosmological tests that allow us to better understand its nature. We then review the cosmological probes of dark energy. For each probe, we briefly discuss the physics behind it and its prospects for measuring dark energy properties. We end with a summary of the current status of dark energy research.

Keywords: dark energy, observational cosmology, large-scale structure

PACS numbers: 98.80.Es, 95.36.+x

Submitted to: *Rep. Prog. Phys.*

1. Introduction

The discovery of the accelerating universe in the late 1990s [1, 2] was a watershed moment in modern cosmology. It unambiguously indicated the presence of a qualitatively new component in the universe, one that dominates the energy density today, or of a modification of the laws of gravity. Dark energy quickly became a centerpiece of the new standard cosmological model, which also features baryonic matter, dark matter, and radiation (photons and relativistic neutrinos). Dark energy naturally resolved some tensions in cosmological parameter measurements of the 1980s and early 1990s, explaining in particular the fact that the geometry of the universe was consistent with the flatness predicted by inflation, while the matter density was apparently much less than the critical value necessary to close the universe.

The simplest and best-known candidate for dark energy is the energy of the vacuum, represented in Einstein’s equations by the cosmological-constant term. Vacuum energy density, unchanging in time and spatially smooth, is currently in good agreement with existing data. Yet, there exists a rich set of other dark energy models, including evolving scalar fields, modifications to general relativity, and other physically-motivated possibilities. This has spawned an active research area focused on describing and modeling dark energy and its effects on the expansion rate and the growth of density fluctuations, and this remains a vibrant area of cosmology today.

Over the past two decades, cosmologists have been investigating how best to measure the properties of dark energy. They have studied exactly what each cosmological probe can say about this new component, devised novel cosmological tests for the purpose, and planned observational surveys with the principal goal of precision dark energy measurements. Both ground-based and space-based surveys have been planned, and there are even ideas for laboratory tests of the physical phenomena that play a role in some dark energy models. Current measurements have already sharply improved constraints on dark energy; as a simple example, the statistical evidence for its existence, assuming a cosmological constant but not a flat universe, is nominally over $66\sigma_{\ddagger}$. Future observations

\ddagger To obtain this number, we maximized the likelihood over all parameters, first with the dark energy density a free parameter and then with it fixed to zero, using the same current data as

are expected to do much better still, especially for models that allow a time-evolving dark energy equation of state. They will allow us to map the expansion and growth history of the universe at the percent level, beginning deep in the matter-dominated era, into the period when dark energy dominates, and up to the present day.

Despite the tremendous observational progress in measuring dark energy properties, no fundamentally new insights into the physics behind this mysterious component have resulted. Remarkably, while the error bars have shrunk dramatically, current constraints are still roughly consistent with the specific model that was originally quoted as the best fit in the late 1990s — a component contributing about 70% to the current energy budget with an equation-of-state ratio $w \simeq -1$. This has led some in the particle physics and cosmology community to suspect that dark energy really is just the cosmological constant Λ and that its unnaturally-small value is the product of a multiverse, such as would arise from the framework of eternal inflation or from the landscape picture of string theory, which generically features an enormous number of vacua, each with a different value for Λ . In this picture, we live in a vacuum which is able to support stars, galaxies, and life, making our tiny Λ a necessity rather than an accident or a signature of new physics. As such reasoning may be untestable and therefore arguably unscientific, many remain hopeful that cosmic acceleration can be explained by testable physical theory that does not invoke the anthropic principle. For now, improved measurements provide by far the best opportunity to better understand the physics behind the accelerating universe.

Figure 1 shows the energy density of species in the universe as a function of $(1+z)$, which is equivalent to the inverse of the scale factor a . The dashed vertical line indicates the present time ($z = 0$), with the past to the left and the future to the right. Notice that radiation, which scales as $(1+z)^4$, dominates the early universe. Matter scales as $(1+z)^3$ and overtakes radiation at $z \simeq 3400$, corresponding to $t \simeq 50,000$ yr after the big bang. Dark energy shows a very different behavior; vacuum energy density is precisely constant in time, and even dynamical dark energy, when constrained to fit current data, allows

in figure 9. We quote the number of standard deviations of a (one-dimensional) Gaussian distribution corresponding to this likelihood ratio.

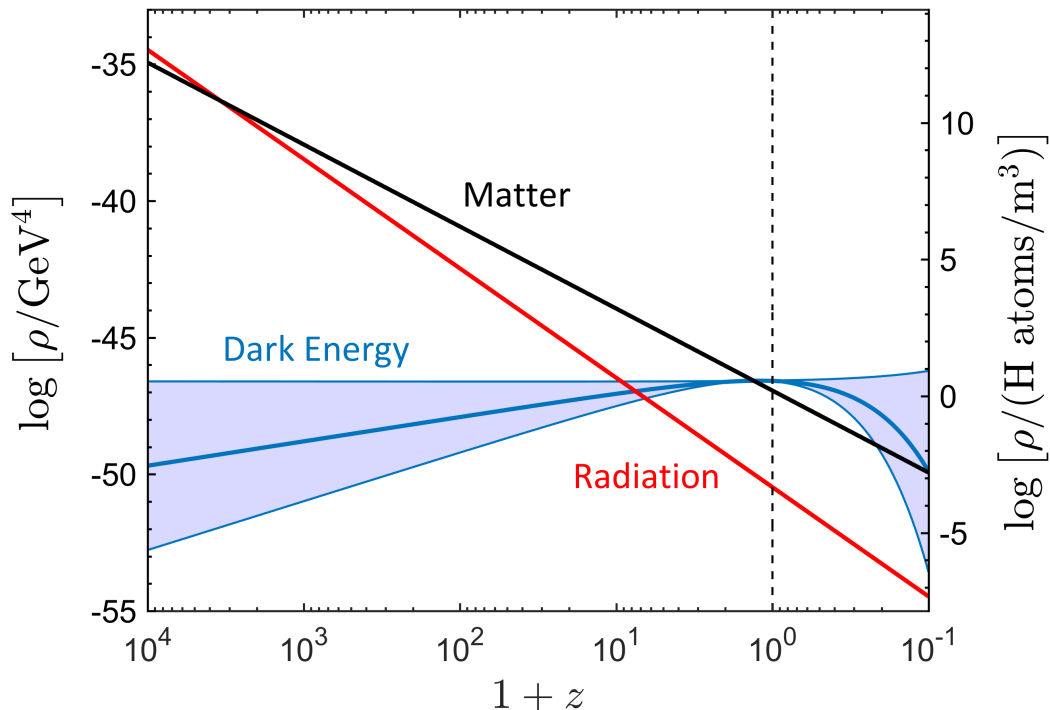


Figure 1. Energy density of species in the universe as a function of $(1+z)$, where z is the redshift. The dashed vertical line indicates the present time ($z=0$), with the past to the left and future to the right. Note that matter ($\propto (1+z)^3$) and radiation ($\propto (1+z)^4$) energy densities scale much faster with the expanding universe than the dark energy density, which is exactly constant for a cosmological constant Λ . The shaded region for dark energy indicates the energy densities allowed at 1σ (68.3% confidence) by combined constraints from current data assuming the equation of state is allowed to vary as $w(z) = w_0 + w_a z/(1+z)$.

only a modest variation in density with time. The shaded region in figure 1 indicates the region allowed at 1σ (68.3% confidence) by combined constraints from current data (see figure 9) assuming the equation of state is allowed to vary as $w(a) = w_0 + w_a(1-a)$.

Our goal is to broadly review cosmic acceleration for physicists and astronomers who have a basic familiarity with cosmology but may not be experts in the field. This review complements other excellent, and often more specialized, reviews of the subject that focus on dark energy theory [5–7], cosmology [8], the physics of cosmic acceleration [9], probes of dark energy [10, 11], dark energy reconstruction [12], dynamics of dark energy models [13], the cosmological constant [14, 15], and dark energy aimed at astronomers [16]. A parallel review of dark energy theory is presented in this volume by P. Brax.

The rest of this review is organized as follows. In section 2, we provide a brief history of the discovery of dark energy and how it changed our understanding of the universe. In section 3, we outline the mathematical formalism that underpins modern cosmology. In section 4, we review empirical parametrizations of dark energy and other ways to quantify our constraints on geometry and growth of structure, as well as modified gravity descriptions. We review the principal cosmological probes of dark

energy in section 5 and discuss complementary probes in section 6. In section 7, we summarize key points regarding the observational progress on dark energy.

2. The road to dark energy

In the early 1980s, inflationary theory shook the world of cosmology by explaining several long-standing conundrums [17–19]. The principal inflationary feature is a mechanism to accelerate the expansion rate so that the universe appears precisely flat at late times. As one of inflation’s cornerstone predictions, flatness became the favored possibility among cosmologists. At the same time, various direct measurements of mass in the universe were typically producing answers that were far short of the amount necessary to close the universe.

Notably, the baryon-to-matter ratio measured in galaxy clusters, combined with the baryon density inferred from big bang nucleosynthesis, effectively ruled out the flat, matter-dominated universe, implying instead a low matter density $\Omega_m \sim 0.3$ [20–22]. Around the same time, measurements of galaxy clustering — both the amplitude and shape of the correlation function — indicated strong preference for a low-matter-density universe and further pointed to the concordance cosmology with the cosmological constant contributing to make the spatial geometry flat [23, 24].

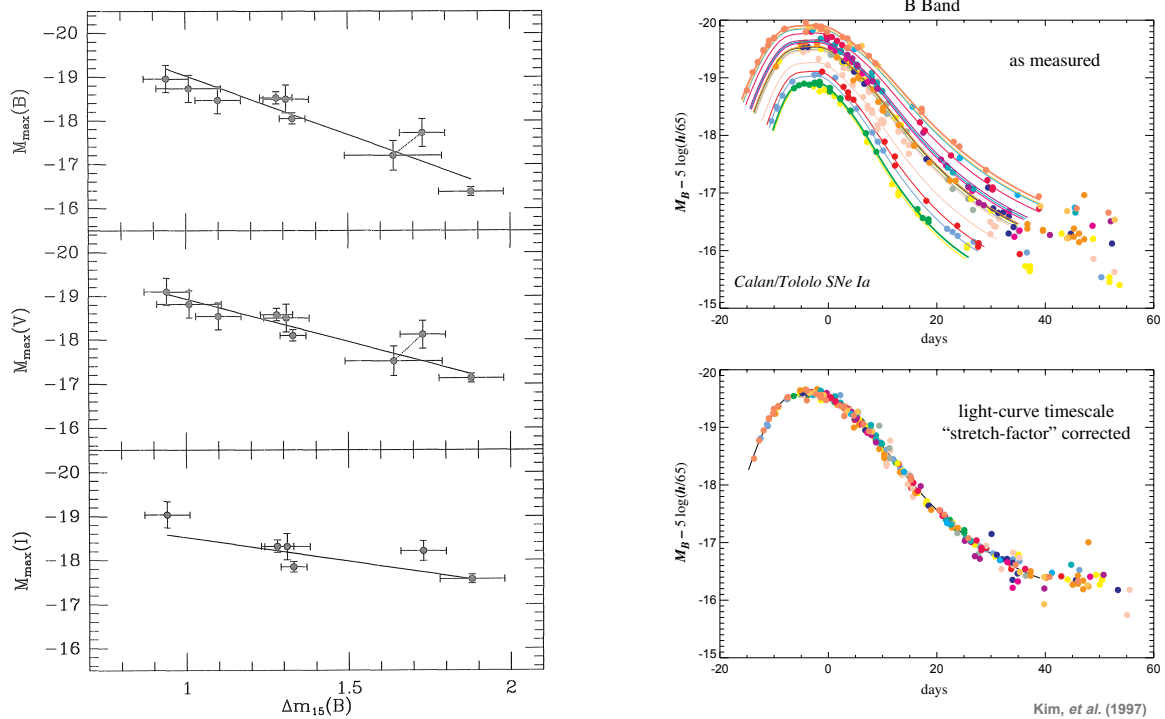


Figure 2. Key properties of type Ia supernovae that enabled them to become a powerful tool to discover the acceleration of the universe. *Left panel:* The Phillips relation, reproduced from his 1993 paper [3]. The (apparent) magnitude of SNe Ia is correlated with Δm_{15} , the decay of the light curve 15 days after the maximum. *Right panel:* Light curves for a sample of SNe Ia before (top) and after (bottom) correction for stretch (essentially, the Phillips relation); reproduced from [4].

The relatively high values of the measured Hubble constant at the time ($H_0 \simeq 80$ km/s/Mpc [25]), combined with the lower limit on the age of the universe inferred from the ages of globular clusters ($t_0 > 11.2$ Gyr at 95% confidence [26]), also disfavored a high-matter-density universe. Finally, the discovery of massive clusters of galaxies at high redshift $z \sim 1$ [27, 28] independently created trouble for the flat, matter-dominated universe.

While generally in agreement with measurements, such a low-density universe *still* conflicted with the ages of globular clusters, even setting aside inflationary prejudice for a flat universe. Also, the results were not unambiguous: throughout the 1980s and early 1990s, there was claimed evidence for a much higher matter density from measurements of galaxy fluxes [31] and peculiar velocities (e.g. [32–34]), along with theoretical forays that have since been disfavored, such as inflation models that result in an open universe [35, 36] and extremely low values of the Hubble constant [37]. Even the early type Ia supernova studies yielded inconclusive results [38].

Attempts to square the theoretical preference for

a flat universe with uncertain measurements of the matter density included a proposal for the existence of a nonzero cosmological constant Λ . This term, corresponding to the energy density of the vacuum, would need to have a tiny value by particle physics standards in order to be comparable to the energy density of matter today. Once considered by Einstein to be the mechanism that guarantees a static universe [39], it was soon disfavored when it became clear that such a static universe is unstable to small perturbations, and it was abandoned once it became established that the universe is actually expanding. Entertained as a possibility in 1980s [40, 41], the cosmological constant was back in full force in the 1990s [24, 42–48]. Nevertheless, it was far from clear that anything other than matter, plus a small amount of radiation, comprises the energy density in the universe today.

A breakthrough came in late 1990s. Two teams of supernova observers, the Supernova Cosmology Project (led by Saul Perlmutter) and the High-Z Supernova Search Team (led by Brian Schmidt) developed an efficient approach to use the world’s

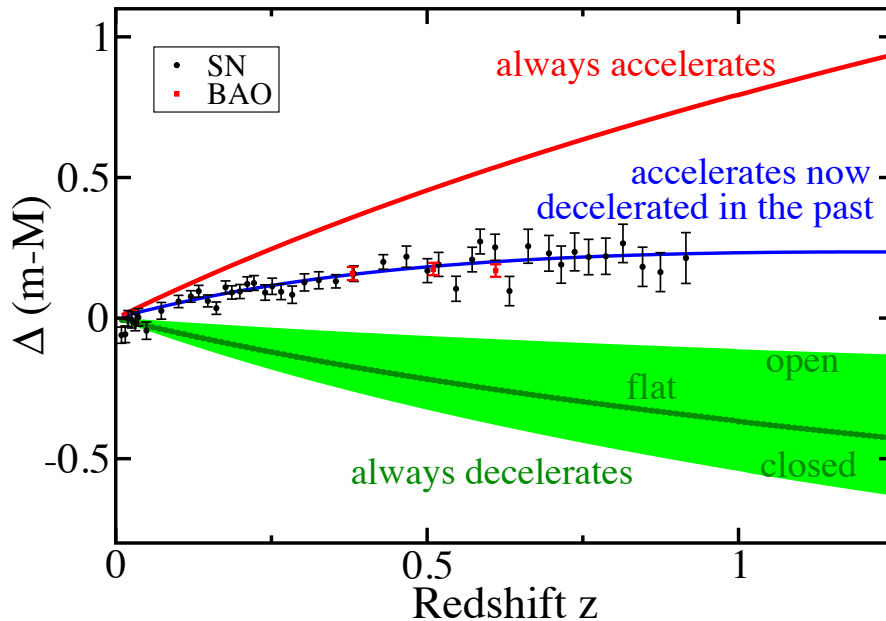


Figure 3. Evidence for the transition from deceleration in the past to acceleration today. The blue line indicates a model that fits the data well; it features acceleration at relatively late epochs in the history of the universe, beginning a few billion years ago but still billions of years after the big bang. For comparison, we also show a range of matter-only models in green, corresponding to $0.3 \leq \Omega_m \leq 1.5$ and thus spanning the open, flat, and closed geometries without dark energy. Finally, the red curve indicates a model that *always* exhibits acceleration and that also does not fit the data. The black data points are binned distance moduli from the Supercal compilation [29] of 870 SNe, while the three red data points represent the distances inferred from the most recent BAO measurements (BOSS DR12 [30]).

most powerful telescopes working in concert to discover and follow-up supernovae. These teams identified procedures to guarantee finding batches of SNe in each run (for a popular review of this, see [49]).

Another breakthrough came in 1993 by Mark Phillips, an astronomer working in Chile [3]. He noticed that the SN Ia luminosity (or absolute magnitude) is correlated with the decay time of the SN light curve. Phillips considered the quantity Δm_{15} , the decay of the light from the SN 15 days after the maximum. He found that Δm_{15} is strongly correlated with the SN intrinsic brightness (estimated using other methods). The *Phillips relation* (left panel of figure 2) is roughly the statement that “broader is brighter.” That is, SNe with broader light curves tend to have a larger intrinsic luminosity. This broadness can be quantified by a “stretch factor” that scales the width of the light curve [2]. By applying a correction based on stretch (right panel of figure 2), astronomers found that the intrinsic dispersion of the SN Ia luminosity, initially $\sim 0.3\text{--}0.5$ mag, can be reduced to ~ 0.2 mag after correction for stretch. Note that this corresponds to an error in distance of $\delta d_L/d_L = (\ln(10)/5) \delta m \sim 10\%$. The Phillips relation was the second key ingredient that enabled SNe Ia to achieve the precision needed to reliably probe the contents of the universe.

A third, though chronologically the first, key step

for the discovery of dark energy was the development and application of charge-coupled devices (CCDs) in observational astronomy, and they equipped cameras of increasingly large size [50–56].

Some of the early SN Ia results came in the period 1995–1997 but were based on only a few high-redshift SNe and therefore had large uncertainties (e.g. [38]).

2.1. The discovery of dark energy

The definitive results, based on 16 [1] and 42 [2] high-redshift supernovae, followed soon thereafter. The results of the two teams agreed and indicated that the distant SNe are dimmer than would be expected in a matter-only universe. In other words, they were further away than expected, suggesting that the expansion rate of the universe is increasing, contrary to the expectation for a matter-dominated universe with *any* amount of matter.

This accelerated expansion of the universe requires the presence of a new component with strongly negative pressure. To see this, consider the *acceleration equation*, which governs the behavior of an expanding universe (see section 3 for a more complete introduction to basic cosmology):

$$\frac{\ddot{a}}{a} = -\frac{4\pi G}{3}(\rho + 3p) = -\frac{4\pi G}{3}(\rho_m + \rho_{de} + 3p_{de}) ,$$

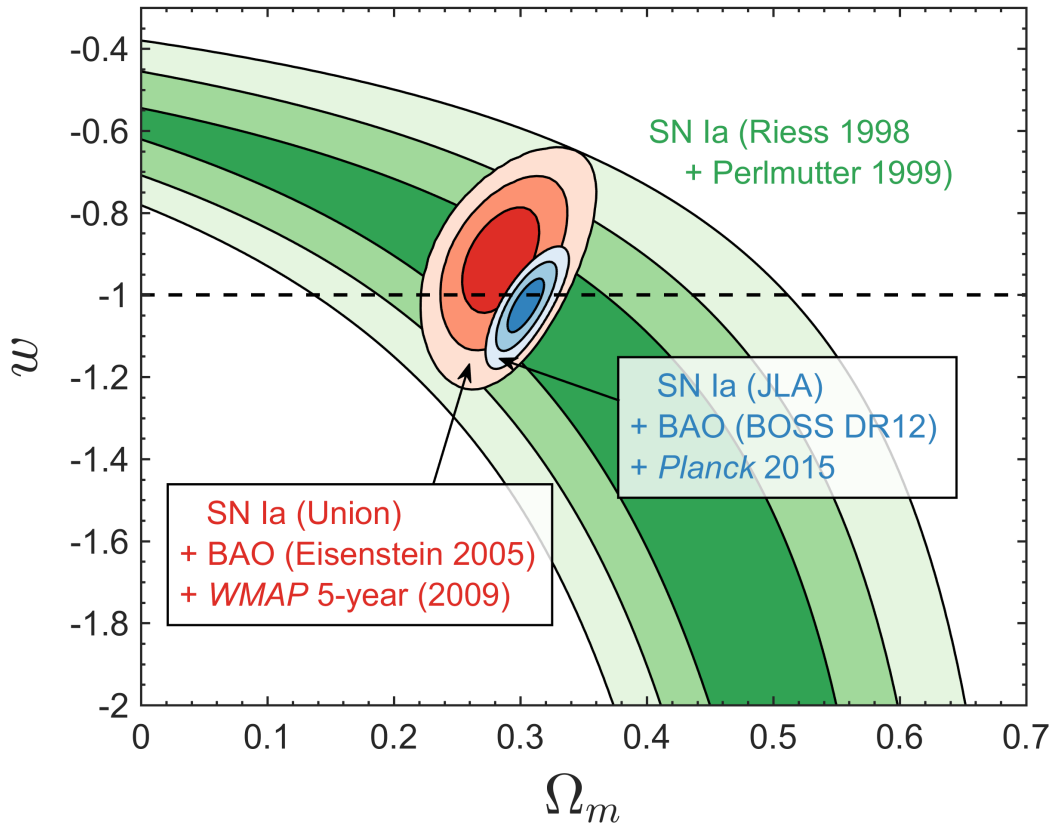


Figure 4. History of constraints on key dark energy parameters Ω_m and a constant equation of state w , assuming a flat universe such that $\Omega_{\text{de}} = 1 - \Omega_m$. The three sets of contours show the status of measurements around the time of dark energy discovery (circa 1998; green), roughly a decade later following precise measurements of CMB anisotropies and the detection of the BAO feature (circa 2008; red), and in the present day, nearly two decades after discovery (circa 2016; blue). Note that, to estimate the 1998 constraints, we analyze a combined set of SNe from the two independent analyses, discarding duplicates but first comparing the very similar low-redshift samples to infer the (arbitrary) magnitude offset between the two.

where ρ and p are the energy density and pressure of all components in the universe, including matter and a new component we call dark energy (radiation contributes negligibly at redshifts much less than ~ 1000 , and the pressure of cold dark matter can also be ignored). Accelerated expansion of the universe is equivalent to $\ddot{a} > 0$, and this can happen only when the pressure of the new component is strongly negative. In terms of the dark energy equation of state $w \equiv p_{\text{de}}/\rho_{\text{de}}$, acceleration only occurs when $w < -1/3(1 + \rho_m/\rho_{\text{de}})$; therefore, regardless of matter density, acceleration never occurs when $w > -1/3$.

Stronger evidence for dark energy has followed in parallel with drastically improved constraints on other cosmological parameters, particularly by the cosmic microwave background (CMB) anisotropy measurements and measurements of the baryon acoustic oscillation (BAO) feature in the clustering of galaxies (both of which will be discussed at length in section 5). In figure 3, we show the Hubble diagram (plot of magnitude vs. redshift) for modern SN Ia data from the ‘‘Supercal’’ compilation [29], binned in

redshift, along with recent BAO measurements that also measure distance vs. redshift [30], and finally the theory expectation for the currently favored Λ -cold-dark-matter (Λ CDM) model, a Λ -only model, and matter-only models without dark energy spanning the open, closed, and flat geometry. In figure 4, we show the evolution of constraints in the plane of matter density relative to critical Ω_m and dark energy equation of state w , beginning around the time of dark energy discovery (circa 1998), then about a decade later (circa 2008), and finally in the present day (circa 2016), nearly two decades later.

The discovery of the accelerating universe via SN Ia observations was a dramatic event that, almost overnight, overturned the previously favored matter-only universe and pointed to a new cosmological standard model dominated by a negative-pressure component. This component that causes the expansion of the universe to accelerate was soon named ‘‘dark energy’’ by cosmologist Michael Turner [57]. The physical nature of dark energy is currently unknown, and the search for it is the subject of worldwide

research that encompasses theory, observation, and perhaps even laboratory experiments. The physics behind dark energy has connections to fundamental physics, to astrophysical observations, and to the ultimate fate of the universe.

3. Modern cosmology: the basics

We will begin with a brief overview of the physical foundations of modern cosmology.

The cosmological principle states that, on large enough scales, the universe is homogeneous (the same everywhere) and isotropic (no special direction). It is an assumption but also a testable hypothesis, and indeed there is excellent observational evidence that the universe satisfies the cosmological principle on its largest spatial scales (e.g. [58, 59]). Under these assumptions, the metric can be written in the Robertson-Walker (RW) form

$$ds^2 = dt^2 - a^2(t) \left[\frac{dr^2}{1 - kr^2} + r^2 (d\theta^2 + \sin^2 \theta d\phi^2) \right],$$

where r , θ , and ϕ are comoving spatial coordinates, t is time, and the expansion is described by the cosmic scale factor $a(t)$, where the present value is $a(t_0) = 1$ by convention. The quantity k is the intrinsic curvature of three-dimensional space; $k = 0$ corresponds to a spatially flat universe with Euclidean geometry, while $k > 0$ corresponds to positive curvature (spherical geometry) and $k < 0$ to negative curvature (hyperbolic geometry).

The scale factor $a(t)$ is a function of the energy densities and pressures of the components that fill the universe. Its evolution is governed by the Friedmann equations, which are derived from Einstein's equations of general relativity using the RW metric:

$$H^2 \equiv \left(\frac{\dot{a}}{a} \right)^2 = \frac{8\pi G \rho}{3} - \frac{k}{a^2} + \frac{\Lambda}{3}, \quad (1)$$

$$\frac{\ddot{a}}{a} = -\frac{4\pi G}{3} (\rho + 3p) + \frac{\Lambda}{3}, \quad (2)$$

where H is the Hubble parameter, Λ is the cosmological constant term, ρ is the total energy density, and p is the pressure. Note that the cosmological constant Λ can be subsumed into the energy density ρ , but separating out Λ reflects how it was incorporated historically, before the discovery of the accelerating universe.

The effect of dark energy on the expansion rate can be described by its present-day energy density relative to critical Ω_{de} and its equation of state w , which is the ratio of pressure to energy density:

$$\Omega_{\text{de}} \equiv \frac{\rho_{\text{de},0}}{\rho_{\text{crit},0}}; \quad w \equiv \frac{p_{\text{de}}}{\rho_{\text{de}}}. \quad (3)$$

The simplest possibility is that the equation of state is constant in time. This is in fact the case for (cold, nonrelativistic) matter ($w_{\text{matter}} = 0$) and radiation ($w_{\text{rad}} = 1/3$). However, it is also possible that w evolves with time (or redshift). The continuity equation,

$$\dot{\rho} = -3H(\rho + p), \quad (4)$$

is not an independent result but can be derived from (1) and (2). An expression of conservation of energy, it can be used to solve for the dark energy density as a function of redshift for an arbitrary equation of state $w(z)$:

$$\begin{aligned} \rho_{\text{de}}(z) &= \rho_{\text{de},0} \exp \left[3 \int_0^z \frac{1 + w(z')}{1 + z'} dz' \right] \\ &= \rho_{\text{de},0} (1 + z)^{3(1+w)}, \end{aligned} \quad (5)$$

where the second equality is the simplified result for constant w .

The expansion rate of the universe $H \equiv \dot{a}/a$ from (1) can then be written as (again for $w = \text{constant}$)

$$\begin{aligned} H^2 &= H_0^2 \left[\Omega_m (1 + z)^3 + \Omega_r (1 + z)^4 \right. \\ &\quad \left. + \Omega_{\text{de}} (1 + z)^{3(1+w)} - \Omega_k (1 + z)^2 \right], \end{aligned} \quad (6)$$

where H_0 is the present value of the Hubble parameter (the Hubble constant), Ω_m and Ω_r are the matter and radiation energy densities relative to critical, and the dimensionless curvature ‘‘energy density’’ is $\Omega_k = \Omega_m + \Omega_r + \Omega_{\text{de}} - 1$. Since $\Omega_r \simeq 8 \times 10^{-5}$, we can typically ignore the radiation contribution for low-redshift ($z \lesssim 10$) measurements; however, near the epoch of recombination ($z \sim 1000$), radiation contributes significantly, and at earlier times ($z \gtrsim 3300$), it dominates.

3.1. Distances and geometry

Observational cosmology is complicated by the fact that we live in an expanding universe where distances must be defined carefully. Astronomical observations, including those that provide clues about nature of dark energy, fundamentally rely on two basic techniques, measuring fluxes from objects and measuring angles on the sky. It is therefore useful to define two types of distance, the luminosity distance and the angular diameter distance. The luminosity distance d_L is the distance at which an object with a certain luminosity produces a certain flux ($f = L/(4\pi d_L^2)$), while the angular diameter distance d_A is the distance at which a certain (transverse) physical separation x_{trans} produces a certain angle on the sky ($\theta = x_{\text{trans}}/d_A$). For a (homogeneous and isotropic) Friedmann-Robertson-Walker universe, the two are closely related and given

in terms of the comoving distance $r(z)$:

$$d_L(z) = (1+z)r(z); \quad d_A(z) = \frac{1}{1+z}r(z). \quad (7)$$

The comoving distance can be written compactly as

$$r(z) = \lim_{\Omega'_k \rightarrow \Omega_k} \frac{c}{H_0 \sqrt{\Omega'_k}} \sin \left[\sqrt{\Omega'_k} \int_0^z \frac{H_0}{H(z')} dz' \right], \quad (8)$$

which is valid for all Ω_k (positive, negative, zero) and where $H(z)$ is the Hubble parameter (e.g. (6)).

Having specified the effect of dark energy on the expansion rate and the distances, its effect on any quantity that fundamentally only depends on the expansion rate can be computed. For example, number counts of galaxy clusters are sensitive to the volume element of the universe, given by

$$\frac{dV}{dz d\Omega} = \frac{r^2(z)}{H(z)/c},$$

where dz and $d\Omega$ are the redshift and solid angle intervals, respectively. Similarly, some methods rely on measuring ages of galaxies, which requires knowledge of the age-redshift relation. The age of the universe for an arbitrary scale factor $a = 1/(1+z)$ is given by

$$t(a) = \int_0^a \frac{da'}{a' H(a')}.$$

We will make one final point here. Notice from (8) that, when calculating distance, the dark energy parameters Ω_{de} and w are hidden behind an integral (and behind *two* integrals when a general $w(z)$ is considered; see (5)). The Hubble parameter $H(z)$ is in the integrand of the distance formula and therefore requires one fewer integral to calculate; it depends more directly on the dark energy parameters. Therefore, direct measurements of the Hubble parameter, or of quantities that depend directly on $H(z)$, are nominally more sensitive to dark energy than observables that fundamentally depend on distance. Unfortunately, measurements of $H(z)$ are more difficult to achieve and/or are inferred somewhat indirectly, such as from differential distance measurements.

3.2. Density fluctuations

Next we turn to the growth of matter density fluctuations, $\delta \equiv \delta\rho_m/\rho_m$. Assuming that general relativity holds, and assuming small matter density fluctuations $|\delta| \ll 1$ on length scales much smaller than the Hubble radius, the temporal evolution of the fluctuations is given by

$$\ddot{\delta}_k + 2H\dot{\delta}_k - 4\pi G\rho_m\delta_k = 0, \quad (9)$$

where δ_k is the Fourier component[§] corresponding to the mode with wavenumber $k \simeq 2\pi/\lambda$. In (9), dark energy enters twofold: in the friction term, where it affects H ; and in the source term, where it reduces ρ_m . For $H(z)$ normalized at high redshift, dark energy increases the expansion rate at $z \lesssim 1$, stunting the growth of density fluctuations.

The effect of dark energy on growth is illustrated in the top right panel of figure 5, where we show the growth-suppression factor $g(z)$, which indicates the amount of growth relative to that in an Einstein-de Sitter universe, which contains no dark energy. It is implicitly defined with respect to the scaled linear growth of fluctuations,

$$D(a) \equiv \frac{\delta(a)}{\delta(1)} \equiv \frac{a g(a)}{g(1)}. \quad (10)$$

With only matter, $D(a) = a$ and $g(a) = 1$ at all times. In the presence of dark energy, $g(a)$ falls below unity at late times. In the currently favored Λ CDM model, $g(1) \simeq 0.78$. The value of the density fluctuation δ at scale factor a , relative to the matter-only case, is suppressed by a factor $g(a)$, while the two-point correlation function is suppressed by g^2 .

A useful alternative expression for the growth suppression is

$$g(a) = \exp \left[\int_0^a \frac{da'}{a'} (f(a') - 1) \right], \quad (11)$$

where

$$f(a) \equiv \frac{d \ln D}{d \ln a} \approx \Omega_m(a)^\gamma \quad (12)$$

is the growth rate which, as we will see below, contains very important sensitivity to both dark energy parameters and to modifications to gravity. The latter, approximate equality in (12) is remarkably accurate provided $\gamma \simeq 0.55$. While this functional form for $f(a)$ had been noted long, in the context of the matter-only universe, before the discovery of dark energy [60], the formula remains percent-level accurate even for a wide variety of dark energy models with varying equations of state as long as we set $\gamma = 0.55 + 0.05[1 + w(z=1)]$ [61, 62].

The two point function is often phrased in terms of the Fourier transform of the configuration-space two-point function — the matter power spectrum, defined via

$$\langle \delta_{\vec{k}} \delta_{\vec{k}'}^* \rangle = (2\pi)^3 \delta^{(3)}(\vec{k} - \vec{k}') P(k) \quad (13)$$

where we note that $P(\vec{k}) = P(k)$ due to homogeneity. We can write the general formula for the power

[§] Given our assumptions, each wavenumber evolves independently, though this does not always hold for modified theories of gravity, even in linear theory.

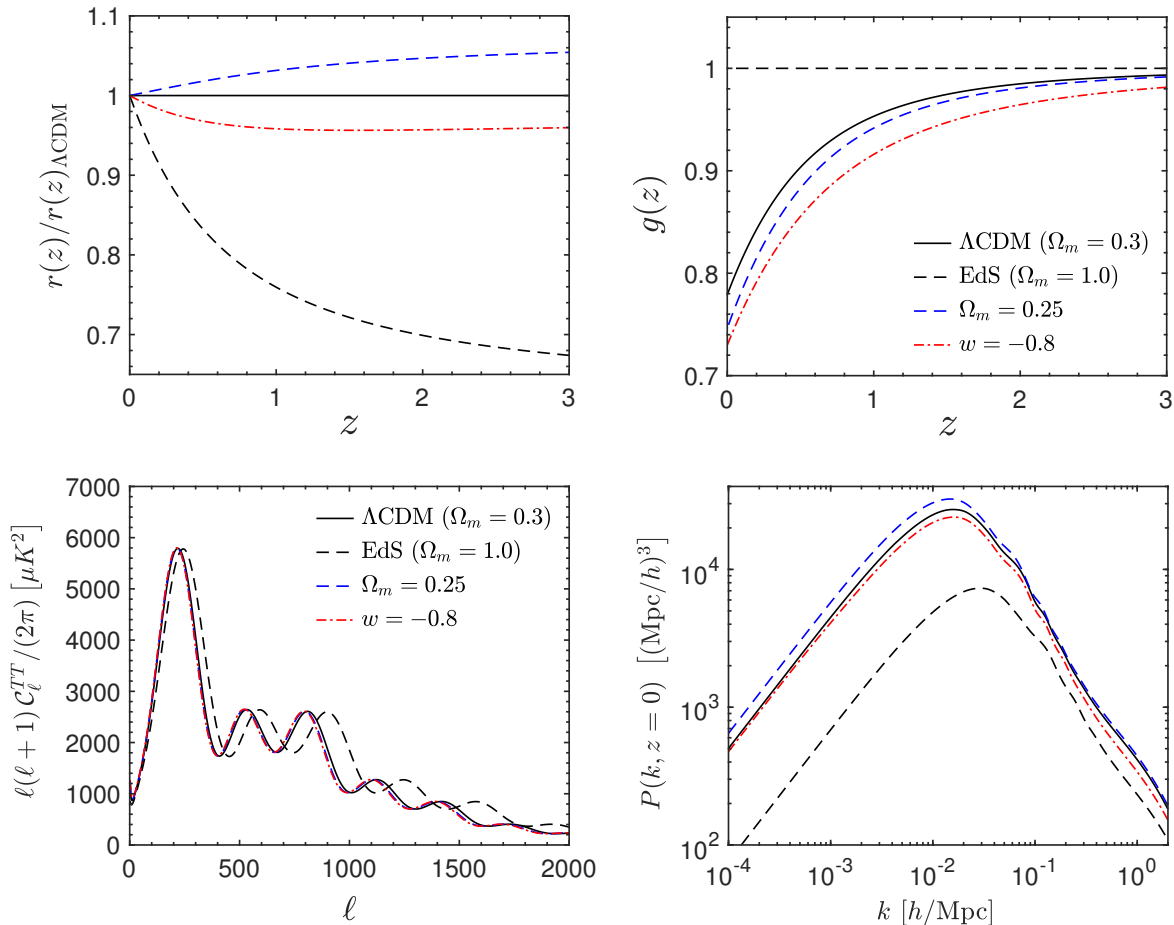


Figure 5. Dependence of key cosmological observables on dark energy. The top left and right panels show, respectively, the comoving distance (8) and growth suppression (relative to the matter-only case) from (10). The bottom left and right panels show, respectively, the CMB angular power spectrum C_ℓ as a function of multipole ℓ and the matter power spectrum $P(k)$ as a function of wavenumber k . For each observable, we indicate the prediction for a fiducial Λ CDM model ($\Omega_m = 0.3$, $w = -1$) and then illustrate the effect of varying the indicated parameter. In each case, we assume a flat universe and hold the combination $\Omega_m h^2$ fixed.

spectrum of density fluctuations in the dimensionless form $\Delta^2(k) \equiv k^3 P(k)/(2\pi^2)$ as

$$\Delta^2(k, a) = A \frac{4}{25} \frac{1}{\Omega_m^2} \left(\frac{k}{k_{\text{piv}}} \right)^{n-1} \left(\frac{k}{H_0} \right)^4 \quad (14)$$

$$\times [ag(a)]^2 T^2(k) T_{\text{nl}}(k),$$

where A is the normalization of the power spectrum (current constraints favor $A \approx 2.2 \times 10^{-9}$), k_{piv} is the ‘‘pivot’’ wavenumber around which we compute the spectral index n , and $[ag(a)]$ is the linear growth of perturbations. $T(k)$ is the transfer function, which is constant for modes that entered the horizon before the matter-radiation equality (comoving wavenumber $k \lesssim 0.01 h \text{ Mpc}^{-1}$) and scales as k^{-2} at smaller scales that entered the horizon during radiation domination. Finally, T_{nl} indicates a prescription for the *nonlinear*

|| The *Planck* analysis uses $k_{\text{piv}} = 0.05 h \text{ Mpc}^{-1}$, where h is the dimensionless Hubble constant ($H_0 = 100 h \text{ km/s/Mpc}$), but beware that $k_{\text{piv}} = 0.002 \text{ Mpc}^{-1}$ is occasionally used.

power spectrum, which is usually calibrated from N -body simulations. Recent analytic fitting formulae for this term were given in [63, 64].

Finally, we outline the principal statistic that describes the distribution of hot and cold spots in the cosmic microwave background anisotropies. The angular power spectrum of the CMB anisotropies is essentially a projection along the line of sight of the primordial matter power spectrum. Adopting the expansion of the temperature anisotropies on the sky in terms of the complex coefficients $a_{\ell m}$,

$$\frac{\delta T}{T}(\hat{\mathbf{n}}) = \sum_{\ell=2}^{\infty} \sum_{m=-\ell}^{\ell} a_{\ell m} Y_{\ell m}(\hat{\mathbf{n}}), \quad (15)$$

we can obtain the ensemble average of the two point correlation function of the coefficients $C_\ell \equiv \langle |a_{\ell m}|^2 \rangle$ as

$$C_\ell = 4\pi \int \Delta^2(k) j_\ell^2(kr_*) d \ln k,$$

where j_ℓ is the spherical bessel function and r_* is the radius of the sphere onto which we are projecting (the comoving distance to recombination); in the standard model, $r_* \simeq 14.4$ Gpc. Physical structures that appear at angular separations θ roughly correspond to power at multipole $\ell \simeq \pi/\theta$.

Basic observables and their variation when a few basic parameters governing dark energy are varied are shown in figure 5. To illustrate the effects of variations in the dark energy model, we compare the following four models:

- (i) Flat model with matter density $\Omega_m = 0.3$, equation of state $w = -1$, and other parameters in agreement with the most recent cosmological constraints [65].
- (ii) Same as (i), but with $\Omega_m = 1$. This is the Einstein-de Sitter model, flat and matter dominated with no dark energy. We hold all other parameters, including the combination $\Omega_m h^2$, fixed to their best-fit values in (i).
- (iii) Same as (i), except $\Omega_m = 0.25$.
- (iv) Same as (i), but with $w = -0.8$.

4. Parametrizations of dark energy

4.1. Introduction

Given the lack of a consensus model for cosmic acceleration, it is a challenge to provide a simple yet unbiased and sufficiently general description of dark energy. The equation-of-state parameter w has traditionally been identified as one useful phenomenological description; being the ratio of pressure to energy density, it is also closely connected to the underlying physics. Many more general parametrizations exist, some of them with appealing statistical properties. We now review a variety of formalisms that have been used to describe and constrain dark energy.

We first describe parametrizations used to describe the effects of dark energy on observable quantities. We then discuss the reconstruction of the dark-energy history; the principal-component description of it; the figures of merit; and descriptions of more general possibilities beyond spatially smooth dark energy, including modified gravity models. We end by outlining two strategies to test the internal consistency of the currently favored Λ CDM model.

4.2. Parametrizations

Assuming that dark energy is spatially smooth, its simplest parametrization is in terms of its equation-of-state [66, 67]

$$w \equiv \frac{p_{\text{de}}}{\rho_{\text{de}}} = \text{constant}. \quad (16)$$

This form describes vacuum energy ($w = -1$) and topological defects ($w = -N/3$, where N is the integer dimension of the defect and takes the value 0, 1, or 2 for monopoles, cosmic strings, or textures, respectively). Together with Ω_{de} , w provides a two-parameter description of the dark-energy sector. However, it does not describe models which have a time-varying w , such as scalar field dark energy or modified gravity, although cosmological observables are often sufficiently accurately described by a constant w even for models with mildly varying $w(z)$.

Promoting either the dark energy density or the equation of state to a general function of redshift — $\Omega_{\text{de}}(z)$ or $w(z)$ — would be the most general way to describe dark energy, still assuming its spatial homogeneity. In practice, however, either of these functions formally corresponds to infinitely many parameters to measure, and measuring even a few such parameters is a challenge. Perhaps not surprisingly, therefore, the most popular parametrizations of w have involved two free parameters. One of the earliest and simplest such parametrizations is linear evolution in redshift, $w(z) = w_0 + w'z$ [68]. Other low-dimensional parametrizations have been proposed [69]; for low redshift they are all essentially equivalent, but for large z they lead to different and often unphysical behavior. The parametrization [70, 71]

$$w(a) = w_0 + w_a(1 - a) = w_0 + w_a \frac{z}{1+z}, \quad (17)$$

where $a = 1/(1+z)$ is the scale factor, avoids this problem, and it fits many scalar field and some modified gravity expansion histories. This therefore leads to the most commonly used description of dark energy, namely the three-parameter set $\{\Omega_{\text{de}}, w_0, w_a\}$. The energy density is then

$$\frac{\rho_{\text{de}}(a)}{\rho_{\text{crit},0}} = \Omega_{\text{de}} a^{-3(1+w_0+w_a)} e^{-3w_a(1-a)}. \quad (18)$$

Constraints on $w(z)$ derived from individual, marginalized constraints on w_0 and w_a are shown in the left panel of figure 8.

More general expressions have been proposed (e.g. [72, 73]); however, introducing additional parameters makes the equation of state very difficult to measure, and such extra parameters are often *ad hoc* and unmotivated from either a theoretical or empirical point of view.

4.3. Pivot redshift

Two-parameter descriptions of $w(z)$ that are linear in the parameters entail the existence of a ‘‘pivot’’ redshift z_p at which the measurements of the two parameters (e.g. w_0 and w_a) are uncorrelated and the error in

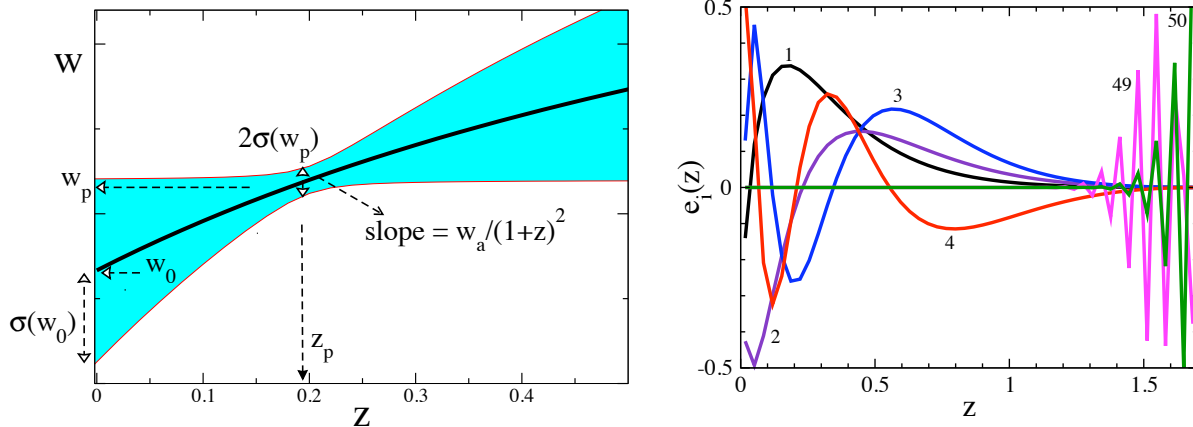


Figure 6. *Left panel:* Illustration of the main features of the popular parametrization of the equation of state [70, 71] given by $w(z) = w_0 + w_a z/(1+z)$. We indicate the pivot redshift z_p , the corresponding value of the equation of state w_p , the intercept w_0 , the slope (proportional to w_a), and a visual interpretation of the approximate uncertainties in w_0 and w_p . *Right panel:* The four best-determined (labeled 1–4) and two worst-determined (labeled 49–50) principal components of $w(z)$ for a future SN Ia survey with several thousand SNe in the redshift range $0 < z < 1.7$; reproduced from [74].

$w_p \equiv w(z_p)$ is minimized. Essentially, z_p indicates the redshift at which the error on $w(z)$ is tightest, for fixed assumptions about the data. This is illustrated in the left panel of figure 6. Writing the equation of state in (17) in the form

$$w(a) = w_p + (a_p - a)w_a, \quad (19)$$

it is easy to translate constraints from the (w_0, w_a) to (w_p, w_a) parametrization, as well as determine a_p (or z_p), for any particular data set. In particular, if \mathbf{C} is the 2×2 covariance matrix for $\{w_0, w_a\}$ (other parameters marginalized over), then the pivot redshift is given by [75]

$$z_p = -\frac{C_{w_0 w_a}}{C_{w_0 w_0} + C_{w_a w_a}}, \quad (20)$$

while the variance at the pivot is given by

$$\sigma^2(w_p) = C_{w_0 w_0} - \frac{C_{w_0 w_a}^2}{C_{w_a w_a}}. \quad (21)$$

Measurements of the equation of state at the pivot point often provides the most useful information in ruling out models (e.g. ruling out $w = -1$). Note that the pivot redshift (and all associated quantities, such as $\sigma(w_p)$) depend on the choice of cosmological probes and the specific data set used, therefore describing the quantities that are best measured by that data.

4.4. Principal components

The cosmological function that we would like to determine — $w(z)$, $\rho_{\text{de}}(z)$, or $H(z)$ — can be expanded in terms of principal components, a set of functions

that are uncorrelated and orthogonal by construction [74]. In this approach, the data determine which parameters are measured best.

Suppose we parametrize $w(z)$ in terms of piecewise constant values w_i ($i = 1, \dots, N$), each defined over a narrow redshift range $z_i < z < z_i + \Delta z$. In the limit of small Δz this recovers the shape of an arbitrary dark energy history (in practice, $N \gtrsim 20$ is sufficient [77]), but the estimates of the w_i from a given dark energy probe will be very noisy. Principal component analysis (PCA) extracts from those noisy estimates the best-measured features of $w(z)$. One finds the eigenvectors $e_i(z)$ of the inverse covariance matrix for the parameters w_i and the corresponding eigenvalues λ_i . The equation-of-state parameter is then expressed as

$$1 + w(z) = \sum_{i=1}^N \alpha_i e_i(z), \quad (22)$$

where the $e_i(z)$ are the principal components. The coefficients α_i , which can be computed via the orthonormality condition $\alpha_i = \int (1 + w(z)) e_i(z) dz$, are each determined with an accuracy $1/\sqrt{\lambda_i}$. Several of these components are shown for a future SN survey in the right panel of figure 6, while measurements of the first ten PCs of the equation of state from recent data are shown in figure 7.

There are multiple advantages to the PC approach for dark energy (when measuring either the equation of state $w(z)$ or $\rho_{\text{de}}(z)$ or $H(z)$). First, the method is as close to model-independent as one can realistically get, as no information about the temporal dependence of these functions has been assumed *a priori* ¶. In essence,

¶ Of course, one still typically makes implicit assumptions about

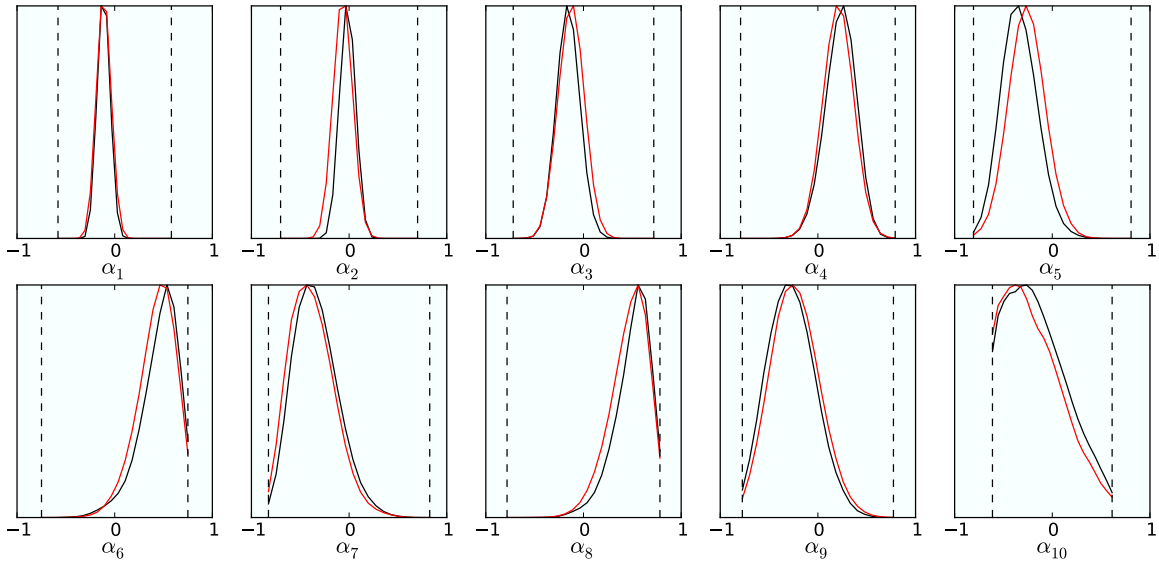


Figure 7. Marginalized posterior likelihoods for the first 10 principal components of the dark energy equation of state, based on recent (2012) data (SN Ia + BAO + CMB) and reproduced from [76]. The dashed vertical lines represent the hard prior limits. Black curves indicate constraints when considering only the uncorrelated, statistical SN Ia uncertainties, while red curves correspond to an analysis using the full SN Ia covariance matrix, including all systematic uncertainties.

we are asking the data to tell us what we measure and how well we measure it; there are no arbitrary parametrizations imposed. Second, one can use this approach to optimize survey design — for example, design a survey that is most sensitive to the dark energy equation of state parameter in some specific redshift interval. Finally, PCs make it straightforward to quantify how many independent parameters can be measured by a given combination of cosmological probes (e.g. for how many PCs is σ_{α_i} or $\sigma_{\alpha_i}/\alpha_i$ less than some threshold value [78]).

There are a variety of extensions of the PCA method, including measurements of the uncorrelated equation-of-state parameters [79] or other quantities such as the linear growth of density fluctuations [80] that also have the feature of being localized in redshift intervals, or generalizing principal components to functions in both redshift z and wavenumber k [81, 82]. The right panel of figure 8 shows constraints on four uncorrelated bins of $w(z)$ from an analysis that combines CMB, BAO, SN Ia, and Hubble constant measurements [83].

4.5. Direct reconstruction

It is tempting to consider the possibility that measurements of the comoving distance to a range of redshifts, such as those from SNe Ia, can be used to invert (8) and (5) and obtain either $\rho_{\text{de}}(z)$ or $w(z)$ in full generality, without using any the speed of sound of dark energy, anisotropic stresses, etc., so the method is not truly model-independent.

parametrization. This program goes under the name of direct reconstruction [57, 84–86]. The inversion is indeed analytic and the equation of state, for example, is given in terms of the first and second derivatives of the comoving distance as

$$1+w(z) = \frac{1+z}{3} \frac{3H_0^2\Omega_m(1+z)^2 + 2(d^2r/dz^2)(dr/dz)^{-3}}{H_0^2\Omega_m(1+z)^3 - (dr/dz)^{-2}}. \quad (23)$$

Assuming that dark energy is due to a single rolling scalar field, the scalar potential $V(\phi)$ can also be reconstructed.

$$V[\phi(z)] = \frac{1}{8\pi G} \left[\frac{3}{(dr/dz)^2} + (1+z) \frac{d^2r/dz^2}{(dr/dz)^3} \right] - \frac{3\Omega_m H_0^2 (1+z)^3}{16\pi G}. \quad (24)$$

One can also reconstruct the dark energy density [87, 88], which depends only on the first derivative of distance with respect to redshift,

$$\rho_{\text{de}}(z) = \frac{3}{8\pi G} \left[\frac{1}{(dr/dz)^2} - \Omega_m H_0^2 (1+z)^3 \right]. \quad (25)$$

Direct reconstruction in its conceptual form is truly model-independent, in the sense that it does not require any assumptions about the functional form of time variation of dark energy density. However, to make it possible in practice, one has to regularize the distance derivatives, since these are derivatives of noisy data. One must fit the distance data with a smooth function (e.g., a polynomial, a Padé approximant, or a

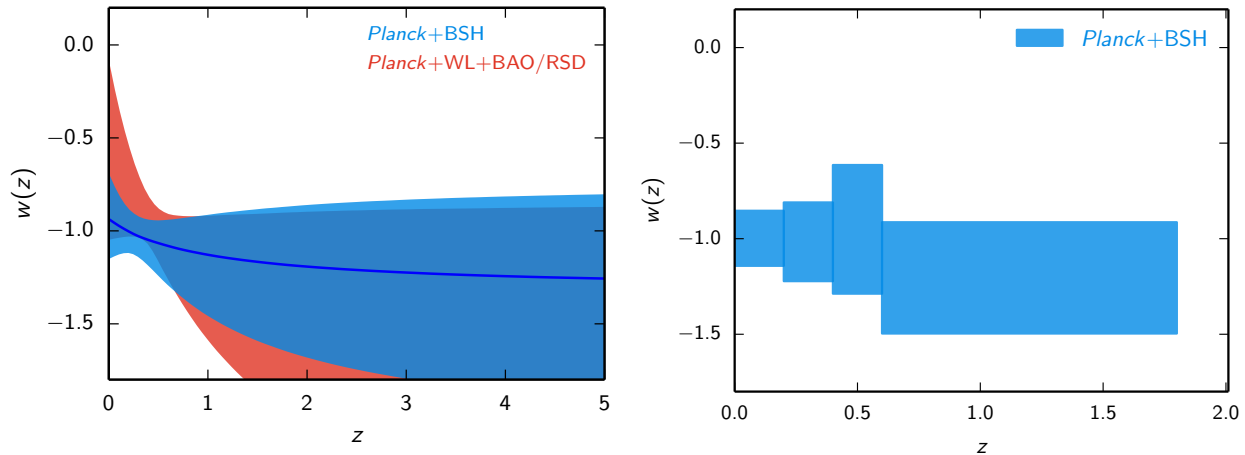


Figure 8. Constraints on the redshift evolution of the dark energy equation of state, reproduced from the *Planck* 2015 analysis [83]. *Left panel:* Constraints on $w(z)$ assuming the parametrization $w(a) = w_0 + w_a(1 - a)$. The blue curve represents the best-fit model, and the shaded regions indicate models allowed at 95% confidence level. *Right panel:* Constraints on four uncorrelated bins of $w(z)$, using the formalism of [79]. The shaded boxes indicate the mean and uncertainty for w across each redshift range. In both cases, information from BAO, SN Ia, and Hubble constant (BSH) measurements is combined with the *Planck* data. Also shown in the left panel is the result when information from measurements of weak lensing (WL) and redshift-space distortions (RSD) is used instead.

spline with tension), and the fitting process introduces systematic biases. While a variety of methods have been pursued [10, 89], the consensus is that direct reconstruction is simply not robust even with SN Ia data of excellent quality. Nevertheless, sufficiently strong priors on the behavior of the equation of state, coupled with advanced statistical treatments, can lead to successful (though somewhat smoothing-model dependent) reconstructions of $w(z)$ [90–94].

Although the expression for $\rho_{\text{de}}(z)$ involves only first derivatives of $r(z)$ and is therefore easier to reconstruct, it contains little information about the nature of dark energy. Dark energy reconstruction methods have been reviewed in [12].

4.6. Figures of Merit

It is useful to quantify the power of some probe, survey, or combination thereof, to measure dark energy properties. This is typically achieved by defining some function of the error bars or covariances of parameters describing dark energy and calling it the “figure of merit” (FoM). Such a quantity necessarily only paints a limited picture of the power of some probe or experiment because it is a single number whose relative size depends on its very definition (for example, the weighting of dark energy properties in redshift). Nevertheless, FoMs, if judiciously chosen, are useful since they can dramatically simplify considerations about various survey specifications or survey complementarities.

The most commonly adopted figure of merit is that proposed by the Dark Energy Task Force ([95];

see [10] for the original proposal). This DETF FoM is the inverse of the allowed area in the w_0 – w_a plane. For uncorrelated w_0 and w_a , this quantity would be $\propto 1/(\sigma_{w_0} \sigma_{w_a})$; because these two parameters are typically correlated, the FoM can be defined as

$$\text{FoM} \equiv |\mathbf{C}|^{-1/2} \approx \frac{6.17\pi}{A_{95}}, \quad (26)$$

where \mathbf{C} is the 2×2 covariance matrix for (w_0, w_a) after marginalizing over all other parameters, and A_{95} is the area of the 95.4% CL region in the w_0 – w_a plane. Note that the constant of proportionality is not important; when we compare FoMs for different surveys, we consider the FoM ratio in which the constant disappears.

While the DETF FoM defined in (26) contains some information about the dynamics of dark energy (that is, the time variation of $w(z)$), several more general FoMs have been proposed. For example, a more general FoM is inversely proportional to the volume of the n -dimensional ellipsoid in the space of principal component parameters; $\text{FoM}_n^{\text{PC}} \equiv (|\mathbf{C}_n|/|\mathbf{C}_n^{\text{prior}}|)^{-1/2}$ [96], where the prior covariance matrix is again unimportant since it cancels out when computing FoM ratios.

4.7. Generalized dark energy phenomenology

The simplest and by far the most studied class of models is dark energy that is spatially smooth and its only degree of freedom is its energy density — that is, it is fully described by either $\rho_{\text{de}}(a)$ or $w(a) \sim -1$. More

general possibilities exist however, as the stress-energy tensor allows considerably more freedom [97, 98].

One possibility is that dark energy has the speed of sound that allows clustering at sub-horizon scales, that is, $c_s^2 \equiv \delta p_{\text{de}}/\delta \rho_{\text{de}} < 1$ (where c_s is quoted in units of the speed of light) [99–102]. Unfortunately, the effects of the speed of sound are small, and become essentially negligible in the limit when the equation of state of dark energy w becomes close to -1 , and are difficult to discern with late-universe measurements even if w deviates from the cosmological constant value at some epoch. It will therefore be essentially impossible to measure the speed of sound even with future surveys; see illustrations of the changes in the observables and forecasts in [103].

Another possibility is the presence of “early dark energy” [104–106], component that is non-negligible at early times, typically around recombination or even earlier. The early component is motivated by various theoretical models (e.g. scalar fields [107]), and could imprint signatures via the early-time Integrated Sachs-Wolfe effect. While the *acceleration* in the redshift range $z \in [1, 10^5]$ is already ruled out [108], of order a percent contribution to the energy budget by early dark energy is still allowed [83, 109]. In some models, this early component this component acts like radiation in the early universe [110]. Increasingly good constraints on models with early dark energy are on the to-do list for upcoming cosmological probes.

Finally, there is a possibility that dark energy is coupled to dark matter, or other components or particles (some of the early work is in e.g. [111–113]). This is a much richer — though typically very model-dependent — set of possibilities, with many opportunities to test them using data.

As yet, there is no observational evidence for generalized dark energy beyond the simplest model but, as with modified gravity, studying these extensions is important to understand how dark energy phenomenology can be searched for by cosmological probes.

4.8. Descriptions of modified gravity

Modifications of General Theory of relativity represent a fundamental alternative in describing the apparent acceleration to the smooth fluid description with a negative equation of state. In modified gravity (reviewed in this volume by P. Brax), the modification of GR makes an order-unity change in the dynamics at cosmological scales. At the solar-system scales, the modification of gravity needs to have a very small or negligible effect — usually satisfied by invoking non-linear “screening mechanisms” which restore GR in high density regions — in order to respect the successful local tests of GR. There exists a diverse

set of proposed modified gravity theories, with very rich set of potentially new cosmological signatures; for excellent reviews, see [114–116].

Modified gravity affects the clustering of galaxies and changes how mass affects the propagation of light. One can write the metric perturbations via two potentials Φ and Ψ as

$$ds^2 = (1 + 2\Psi) dt^2 - (1 - 2\Phi) a^2(t) d\mathbf{x}^2. \quad (27)$$

A fairly general way to parametrize modified gravity theories is to specify the relation of the two metric potentials Φ and Ψ , which govern the motion of matter and of light, respectively. One possible parametrization is [117]

$$\nabla^2 \Psi = 4\pi G_N a^2 \delta\rho G_{\text{matter}} \quad (28)$$

$$\nabla^2 (\Phi + \Psi) = 8\pi G_N a^2 \delta\rho G_{\text{light}} \quad (29)$$

where deviations of dimensionless numbers G_{matter} or G_{light} from unity indicate at the very least clustering of dark energy, while $G_{\text{matter}} \neq G_{\text{light}}$ rather robustly alerts us to possible modifications of General Relativity. There is a surprisingly large number of equivalent parametrization conventions in the literature; they use different symbols, but all effectively describe the difference and ratio of the two gravitational potentials (e.g. [118–120]). The scale- and time-dependence of these parameters can be modeled with independent (z, k) bins [121], eigenmodes [122], or well behaved functional forms [123–126]. Note that the parametrization in equations (28)-(29) (and its various equivalents) is valid on subhorizon scales and in the linear regime, and does not capture the various screening mechanisms.

There exist various ways of testing gravity which stop short of modeling the two gravitational potentials, and are therefore potentially simpler to implement. The simplest such parametrization uses the growth index γ , defined in (12); any evidence for $\gamma \neq 0.55$ would point to departures from the standard cosmological Λ CDM model [127]. Other examples are statistics constructed to be closely related to the observables measured; for example, the E_G statistic [128, 129] is a suitably defined ratio of the galaxy-galaxy lensing clustering amplitude to that of galaxy clustering, and it allows a relatively direct link to the modified gravity parameters.

4.9. Consistency tests of the standard model

Finally, there are powerful but more phenomenological methods of testing the consistency of the current cosmological model that do not refer to explicit parametrizations of modified gravity theory. The general idea behind such tests is to begin with some widely adopted parametrization of the cosmological

model (say, the ~ 5 -parameter Λ CDM), then investigate whether there exist observations that are inconsistent with the theoretical predictions of the model.

The simplest approach is to calculate predictions on cosmological functions that can be measured that are consistent with current parameter constraints [77, 130, 131]. The predictions depend on the class of models that one is trying to test; for example, predictions for weak lensing shear power spectrum that assume an underlying Λ CDM model are tighter than the weak-lensing predictions that assume an evolving scalar field model where the equation of state of dark energy is a free function of time. Such model-dependent predictions for the observed quantities are now routinely employed in cosmological data analysis, as they provide a useful check of whether the newly obtained data fall within those predictions (e.g. [30]).

A complementary approach is to explicitly split the cosmological parameters into those constrained by geometry (e.g. distances, as in SNIa and BAO), and those constrained by the growth of structure (e.g. the evolution of clustering amplitude in redshift) [132–134]. In this approach, the equation of state of dark energy w , for example, can be split into two separate parameters, w_{geom} and w_{grow} . These two parameters are then employed in those terms in theory equations that are based on geometry and growth, respectively. In this scheme, the principal hypothesis being tested is whether $w_{\text{geom}} = w_{\text{grow}}$. This so-called growth-geometry split allows explicit insights into what the data is telling us in case there is tension with Λ CDM, as this currently favored model makes very precise predictions about the relation between the growth and geometry quantities. For example, the currently discussed discrepancy between the measurement of the amplitude of mass fluctuations between the CMB and weak lensing (e.g. [135]) can be understood more clearly as the fact that the growth of structure — from current data, and not (yet) at an overwhelming statistical significance — is even more suppressed than predicted in the standard cosmological model, as the geometry-growth analysis indicates [136, 137]. Future cosmological constraints that incorporate an impressive range of probes with complementary physics sensitive to dark energy will be a particularly good test bed for the geometry-growth split analyses.

5. Principal probes of dark energy

In this section, we review the classic, principal cosmological probes of dark energy. What criterion makes a probe ‘primary’ is admittedly somewhat arbitrary; here we single out and describe the most mature probes of dark energy: type Ia supernovae (SNe Ia), the baryon acoustic oscillations (BAO), the

cosmic microwave background (CMB), weak lensing, and galaxy clusters. We briefly review the history of these probes and discuss their current status and future potential. In the following section (section 6), we will discuss other probes of dark energy.

5.1. Type Ia supernovae

Type Ia supernovae (SNe Ia) are very bright standard candles (sometimes called *standardizable* candles) useful for measuring cosmological distances. Below we discuss why standard candles are useful and then go on to review cosmology with SNe Ia, including a brief discussion of systematic errors and recent progress.

5.1.1. Standard candles. Distances in astronomy are often notoriously difficult to measure. It is relatively straightforward to measure the angular location of an object in the sky, and we can often obtain a precise measurement of an object’s redshift z from its spectrum by observing the shift of known spectral lines due to the expansion of the universe ($1 + z \equiv \lambda_{\text{obs}}/\lambda_{\text{emit}}$). For a specified cosmological model, the distance-redshift relation (i.e. (8)) would then indicate the distance; however, since our goal is typically to *infer* the cosmological model, we need an *independent* distance measurement. Methods of independently measuring distance in astronomy typically involve uncertain empirical relationships. To measure the (absolute) distance to an object, such as a galaxy, astronomers have to construct a potentially unwieldy “distance ladder.” For instance, they may employ relatively direct parallax measurements (apparent shifts due to Earth’s motion around the Sun) to measure distances to nearby objects in our galaxy (e.g. Cepheid variable stars), then use those objects to measure distances to other nearby galaxies (for Cepheids, the empirical relation between pulsation period and intrinsic luminosity is the key). If systematic errors add up at each rung, the distance ladder will become flimsy.

Standard candles are idealized objects that have a fixed intrinsic luminosity or absolute magnitude [138]. Having standard candles would be very useful; they would allow us to infer distances to those objects using only the inverse square law for flux (recall that $f = L/(4\pi d_L^2)$, where d_L is the luminosity distance). In fact, we do not even need to know the luminosity of the standard candle when determining *relative* distances for a set of objects is sufficient. Observationally, flux is typically quantified logarithmically (the apparent magnitude), while luminosity is related to the absolute magnitude of the object. We therefore have the relation

$$m - M = 5 \log_{10} \left(\frac{d_L}{10 \text{ pc}} \right), \quad (30)$$

where the quantity $m - M$ is known as the distance modulus. For an object that is 10 pc away, the distance modulus is zero. For a true standard candle, the absolute magnitude M is the same for each object. Therefore, for each object, a measurement of the apparent magnitude provides direct information about the luminosity distance and therefore some information about the cosmological model.

5.1.2. Cosmology with SNe Ia. Supernovae are energetic stellar explosions, often visible from distant corners of the universe. Unlike other types of supernovae, which result from the core collapse of a massive, dying star, a type Ia supernova is thought to occur when a slowly rotating carbon-oxygen white dwarf accretes matter from a companion star, eventually exceeds the Chandrasekhar mass limit ($\sim 1.4M_{\odot}$), and subsequently collapses and explodes⁺. The empirical SN classification scheme is based on spectral features, and type Ia SNe are characterized by a lack of hydrogen lines and the presence of a singly ionized silicon (Si II) line at 6150 Å. The flux of light from SNe Ia increases and then fades over a period of about a month; at its peak flux, a SN can be as luminous as the entire galaxy in which it resides.

SNe Ia had been studied extensively by Fritz Zwicky (e.g. [141]), who gave them their name and noted that SNe Ia have roughly uniform luminosities. The fact that SNe Ia can potentially be used as standard candles had been realized long ago, at least since the 1970s [142, 143]. However, developing an observing strategy to detect SNe Ia before they reached peak flux was a major challenge. If we were to point a telescope at a single galaxy and wait for a SN to occur, we would have to wait ~ 100 years, on average. A program in the 1980s to find SNe [144] discovered only one, and even then, only after the peak of the light curve. Today, after many dedicated observational programs, thousands of SNe Ia have been observed, and nearly one thousand have been analyzed simultaneously for cosmological inference.

Of course, SNe Ia are not perfect standard candles; their peak magnitudes exhibit a scatter of ~ 0.3 mag, limiting their usefulness as distance indicators. We now understand that much of this scatter can be explained by empirical correlations between the SN peak magnitude and both the *stretch* (broadness, decline time) of the light-curve and the SN color (e.g. the difference between magnitudes in two bands).

⁺ While a white dwarf is always involved, other details of the progenitor system, or of the nuclear ignition and burning mechanism, are far from certain. It seems to be the case that many SNe Ia result from a merger between two white dwarfs (double degenerate progenitors), and there may be more diversity in the type of companion star than once thought (e.g. [139, 140]).

Simply put, broader is brighter, and bluer is brighter. While the astrophysical mechanisms responsible for these relationships are somewhat uncertain, much of the color relation can be explained by dust extinction. After correcting the SN peak magnitudes for these relations, the intrinsic scatter decreases to $\lesssim 0.15$ mag, allowing distance measurements with ~ 7 –10% precision.

We can rewrite (30) and include the stretch and color corrections to the apparent magnitude:

$$5 \log_{10} \left[\frac{H_0}{c} d_L(z_i, \mathbf{p}) \right] = m_i + \alpha s_i - \beta C_i - \mathcal{M},$$

where m_i , s_i , and C_i are the observed peak magnitude, stretch, and color, respectively, for the i^{th} SN. The exact definitions of these measures are specific to the light-curve fitting method employed (e.g. SALT2 [145]). Meanwhile, α , β , and \mathcal{M} are “nuisance” parameters that can be constrained simultaneously with the cosmological parameters \mathbf{p} . The \mathcal{M} parameter,

$$\mathcal{M} \equiv M + 5 \log_{10} \left[\frac{c}{H_0 \times 1 \text{ Mpc}} \right] + 25,$$

is the Hubble diagram offset, representing a combination of *two* quantities which are unknown *a priori*, the SN Ia absolute magnitude M and the Hubble constant H_0 . Their combination \mathcal{M} can be constrained, often precisely, by SN Ia data alone, and one can marginalize over \mathcal{M} to obtain constraints on the cosmological parameters \mathbf{p} . Note that H_0 and M *cannot* be individually constrained using SN data only, though external information about one of them allows a determination of the other.

Figure 3 is referred to as a Hubble diagram, and it illustrates the remarkable ability of SNe Ia to distinguish between various cosmological models that affect the expansion rate of the universe.

The original discovery of dark energy discussed in section 2 involved the crucial addition of a higher-redshift SN sample to a separate low-redshift sample. Results since then have improved gradually as more and more SNe have been observed and analyzed simultaneously (e.g. [146, 147]). Meanwhile, other cosmological probes (e.g. CMB, BAO; see figure 9) have matured and have independently confirmed the SN Ia results indicating the presence of a Λ -like dark energy fluid.

5.1.3. Systematic errors and recent progress.

Recent SN Ia analyses (e.g. [148]) have focused on carefully accounting for a number of systematic uncertainties. These uncertainties can typically be included as additional (off-diagonal) contributions to the covariance matrix of SN distance moduli. As

the number of observed SNe grows and statistical errors shrink, reducing the systematic uncertainties is key for continued progress and precision dark energy measurements.

Photometric calibration errors are typically the largest contribution to current systematic uncertainty budgets. In order to compare peak magnitudes of different SNe and interpret the difference as a relative distance, it is crucial to precisely understand any variation in the fraction of photons, originating from the SNe, that ultimately reach the detector. This category includes both photometric bandpass uncertainties and zero-point uncertainties. Part of the challenge is that current SN compilations consist of multiple subsamples, each observed with different instruments and calibrated using a different photometric system. This is a limitation which future large, homogeneous SN surveys will likely overcome, though it is also possible to reduce this uncertainty through consistent, precise recalibration of the existing samples [29].

Other contributions to the systematic error budget include uncertainties in the correction of bias resulting from selection effects (e.g. Malmquist bias), uncertainties in the correction for Milky Way dust extinction, uncertainty accounting for possible intrinsic evolution of SNe Ia or of the stretch and color relations, uncertainty due to contamination of the sample by non-Ia SNe (important for photometrically-classified SNe), uncertainty in K-corrections, gravitational lensing dispersion (primarily affecting high-redshift SNe [149]), peculiar velocities (important for low-redshift SNe), and uncertainty in host galaxy relations. Although there are numerous sources of systematic error, most are currently a sub-dominant contribution to the error budget, and the systematic effects themselves have by now been well studied. While systematic uncertainties are *not* trivially reduced by obtaining a larger SN sample, future surveys featuring better observations will likely reduce these errors further.

Other recent efforts have focused on improving the analysis of SN Ia data in preparation for the large samples expected in the future (e.g. LSST, WFIRST). This work has included the development of Bayesian methods for properly estimating cosmological parameters from SN Ia data [150, 151], including methods applicable to large photometrically-classified samples that will be contaminated by non-Ia SNe, which would otherwise bias cosmological measurements [152–154]. There are also techniques employing rigorous simulations to correct for selection and other biases and more accurately model SN Ia uncertainties [155, 156]. Meanwhile, new, detailed observations of individual SNe can help us identify subclasses of SNe Ia and determine the extent to which they may bias dark energy measure-

ments [157–159]. Finally, it may be possible to reduce the effective intrinsic scatter by identifying specific SNe which are more alike than others [160] or by understanding how other observables, such as host galaxy properties, affect inferred SN luminosities.

For present SN Ia analyses, known systematic uncertainties have been quantified and are comparable to, or less than, the statistical errors. The fact that other, independent probes (BAO and CMB; see below) agree quantitatively with SN Ia results is certainly reassuring. Indeed, even if one completely ignores the SN data, the combination of the CMB distance with BAO data firmly points to a nearly flat universe with a subcritical matter density, thereby indicating the presence of a dark energy component.

5.2. Baryon Acoustic Oscillations

Baryon acoustic oscillations (BAO) refer to the wiggles in the matter power spectrum due to the coherent oscillations in the baryon-photon fluid in the epoch prior to recombination. The effect, first predicted nearly 50 years ago [161, 162], results in excess probability of a galaxy having a neighbor separated by the sound-horizon distance. This therefore implies a single acoustic peak in the configuration space clustering of galaxies at separation $r_s \simeq 100 h^{-1} \text{Mpc}$ or, equivalently, several $\sim 10\%$ oscillations in the Fourier transform of the correlation function, that is, the matter power spectrum.

The power of BAO to probe dark energy comes from their exquisite power to measure the angular diameter distance to high redshift, as well as the Hubble parameter $H(z)$, using the sound horizon as a “standard ruler.” The sound horizon is the radiation-era distance covered by the speed of sound, which is $c/\sqrt{3}$ with a correction for the non-negligible presence of baryons:

$$\begin{aligned} r_s &= \int_0^{t_*} \frac{c_s}{a(t)} dt = \frac{c}{\sqrt{3}} \int_0^{a_*} \frac{da}{a^2 H(a) \sqrt{1 + \frac{3\Omega_b}{4\Omega_\gamma} a}} \\ &= (144.6 \pm 0.5) \text{ Mpc}, \end{aligned} \quad (31)$$

where $a_* \sim 10^{-3}$ is the scale factor at recombination. The error quoted in (31) comes from *Planck* [65]; it is known independently to such a high precision due to measurements of the physical matter and baryon densities from the morphology of the peaks in the CMB angular power spectrum.

A pioneering detection of the BAO feature was made from analysis of the Sloan Digital Sky Survey (SDSS) galaxy data [163]. Much improvement has been made in subsequent measurements [164–171].

Measurement of the angular extent of the BAO feature, together with precise, independent knowledge

of the sound horizon, enables determination of both the angular diameter distance to the redshift of the sample of galaxies and the Hubble parameter evaluated at that epoch [172–174]. More specifically, clustering of the galaxies in the transverse direction can be used to measure the angular diameter distance to the characteristic redshift of the galaxy sample,

$$\Delta\theta_s = \frac{r_s}{d_A(z)} \quad (\text{transverse modes}). \quad (32)$$

Meanwhile, clustering in the radial direction constrains the Hubble parameter at the same redshift since the redshift extent of the BAO feature Δz_s is effectively observed; it is related to the Hubble parameter via

$$\Delta z_s = \frac{H(z)r_s}{c} \quad (\text{radial modes}). \quad (33)$$

Radial modes are particularly helpful, as they provide localized information about dark energy via the Hubble parameter at redshift of the galaxy sample. However, radial modes are also more difficult to measure than the transverse modes, essentially because the transverse modes span a two-dimensional space while radial modes live in only one dimension. Up until recently, the BAO measurements had sufficiently large statistical error that it was a good approximation to constrain the generalized distance that combines the transverse and radial information [163]

$$D_V(z) \equiv \left[(1+z)^2 d_A(z) \frac{cz}{H(z)} \right]^{1/3}. \quad (34)$$

With current or future data, separating into transverse and radial modes is feasible, and enables extracting more information about dark energy.

The main strength of the BAO comes from its excellent theoretical foundation: the physics of the acoustic oscillations is exceptionally well understood. While the systematic errors do affect the amplitudes and, to a lesser extent, positions of the acoustic peaks in the galaxy power spectrum, these shifts are largely correctable. In particular, nonlinear clustering, strongly subdominant at scales $\simeq 100 h^{-1}\text{Mpc}$, shifts the peak positions by only a fraction of one percent [175, 176], and even that small shift can be accurately predicted — and therefore modeled — using a combination of theory and simulations [177]. Nevertheless, a mild concern remains the possibility that galaxy density is modulated by non-gravitational effects on scales of $\simeq 100 h^{-1}\text{Mpc}$, which in principle shifts the peaks by small but non-negligible amount. Such large-scale modulation could be caused, for example, by the fact that galaxies are biased tracers of the large-scale structure (for a review, see [178]).

The most powerful BAO experiments necessarily need to be spectroscopic surveys, as the required

redshift accuracy in order not to smear the BAO feature corresponds to a few percent of the BAO standard ruler r_s , meaning a few megaparsecs or $\delta z \lesssim 0.001$. [Low-resolution BAO measurements are possible with photometric surveys with sufficiently accurate photometric redshifts.] Another requirement is large volume, so that sufficiently many samples of the sound-horizon feature can be mapped, and sample variance suppressed. Prime Focus Spectrograph (PFS; [179]) and Dark Energy Spectroscopic Instrument (DESI; [180, 181]) represent important future surveys whose principal goal is to maximize the BAO science and obtain excellent constraints on dark energy.

Tracers other than galaxies or quasars can be used to detect and utilize the BAO feature. For example, Lyman alpha forest is useful in mapping structure in the universe; these are the ubiquitous absorption lines seen in high-resolution spectra of distant quasars or galaxies due to hydrogen gas clouds and filaments along the line of sight which show up as “trees” in the forest. Lyman-alpha systems are challenging to model since a variety of physical processes, including hydrogen recombination, radiative heating, and photo-ionization need to be known, often using simulations. However the BAO feature, being at $\sim 100\text{Mpc}$ scale, is considered more robust, and has actually been detected in the Lyman-alpha forest and used to constrain the angular diameter distance and Hubble parameter at $z \sim 2$, deep in the matter-dominated era [182–186].

Finally, note that the BAO measurements provide an *absolute* distance measurement, in the limit when the sound horizon r_s is perfectly known from e.g. the morphology of the CMB peaks (recall that SNIa provide relative distances since the vertical offset in the SN Hubble diagram, or equivalently the Hubble constant, is marginalized over). This makes BAO not only complementary to SNIa, but also powerful in connecting the low- z and high- z measurements of the expansion history. Current BAO constraints on key dark energy parameters are shown in figure 9.

5.3. Cosmic microwave background radiation

While otherwise known as a Rosetta Stone of cosmology for its ability to constrain cosmological parameters to spectacular precision [188, 189], the cosmic microwave background at first appears disappointingly insensitive to dark energy. This naïve expectation is borne out because the physics of the CMB takes place in the early universe, well before dark energy becomes important. There, baryons and photons are coupled due to the Coulomb coupling between protons and electrons and the Thomson scattering between electrons and photons. This coupling leads to coherent oscillations, which in turn manifest themselves as wiggles in the observed power in the distribution of the hot and

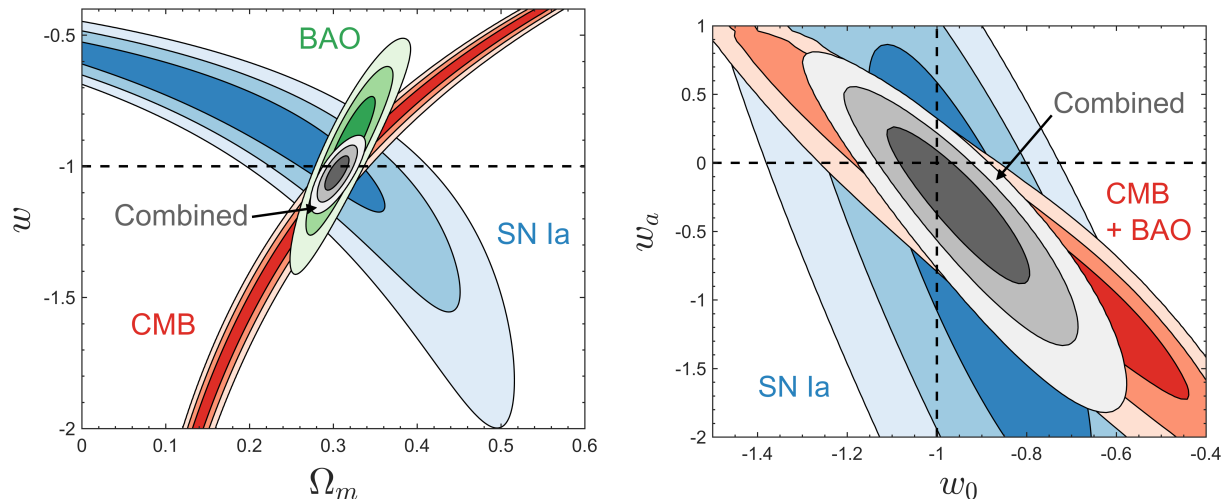


Figure 9. Constraints on cosmological parameters from our analysis of current data from three principal probes: SN Ia (JLA [187]; blue), BAO (BOSS DR12 [30]; green), and CMB (*Planck* 2015 [65]; red). We show constraints on Ω_m and constant w (left panel) and on w_0 and w_a in the parametrization from (17), marginalized over Ω_m (right panel). The contours contain 68.3%, 95.4%, and 99.7% of the likelihood, and we assume a flat universe in both cases.

cold spots on the microwave sky. The angular power spectrum that describes the statistical distribution of the temperature anisotropies (see the lower left panel in figure 5) therefore has rich structure that can be fully predicted as a function of cosmological parameters to sub-percent-level accuracy. The angular power spectrum is a superb source of information about, not only the inflationary parameters, but also dark matter and even, as we discuss here, dark energy.

Dark energy affects the distance to the epoch of recombination, and therefore the angular scale at which the CMB fluctuations are observed. This sensitivity is precisely the reason why the CMB is in fact a very important complementary probe of dark energy. Given that the physics of the CMB takes place at the redshift of recombination when dark energy is presumably completely negligible, the physical structure of CMB fluctuations is unaffected by dark energy, as long as we do not consider the early dark energy models with significant early contribution to the cosmic energy budget. The sound horizon r_s , defined in (31), is projected to angle

$$\theta_* = \frac{r_s(z_*)}{r(z_*)}, \quad (35)$$

where z_* is the recombination redshift and r is the comoving distance (8). The latter quantity is affected by dark energy at $z \lesssim 1$ (see figure 5). Therefore, dark energy affects the angle at which the features are observed — that is, the horizontal location of the CMB angular power spectrum peaks. More dark energy (higher Ω_{de}) increases d_A and therefore shifts the CMB pattern to smaller scales, and vice versa.

To the extent that the CMB provides a single

but *very* precise measurement of the peak location, it provides a very important complementary constraint on the dark energy parameters. In a flat universe, the CMB thus constrains a degenerate combination of Ω_m and w (and, optionally, w_a or other parameters describing the dark energy sector). While the CMB appears to constrain just another distance measurement — much like SNe Ia or BAO, albeit at a very high redshift ($z_* \simeq 1000$) — its key advantage is that the d_A measurement comes with $\Omega_m h^2$ essentially fixed by features in the CMB power spectrum. In other words, the CMB essentially constrains the comoving distance to recombination with the physical matter density $\Omega_m H_0^2$ fixed [190],

$$R \equiv \sqrt{\Omega_m H_0^2} r(z_*), \quad (36)$$

which is sometimes referred to as the “CMB shift parameter” [191, 192]. Because of the fact that $\Omega_m h^2$ is effectively factored out, the CMB probes a different combination of dark energy parameters than SNe or BAO at any redshift. In particular, the combination of Ω_m and w constrained by the CMB is approximately [193] $D \equiv \Omega_m - 0.94 \bar{\Omega}_m (w - \bar{w})$ where $(\bar{\Omega}_m, \bar{w}) \simeq (0.3, -1)$. This combination is measured with few-percent-level precision by *Planck*; see figure 9. It drastically reduces the parameter errors when combined with other probes [193] despite the fact that the CMB peak positions cannot constrain the dark energy parameters on their own (the lensing pattern in the CMB, however, is independently sensitive to dark energy [194]). Important complementary constraints on dark energy have been provided by several generations of CMB experiments, including tBoomerang, Maxima and DASI [195, 196], *WMAP*

[197–201], *Planck* [65, 202], and also CMB experiments that probe smaller angular scales such as ACT and SPT [203, 204].

Another, much weaker, effect of dark energy on the CMB power spectrum is through the late-time Integrated Sachs Wolfe (ISW) effect [205, 206]. The ISW is due to the change in the depth of the potential wells when the universe is not matter dominated. One such epoch — the *early-time* ISW effect — occurs around recombination when radiation is not yet completely negligible. The *late-time* ISW effect occurs when dark energy becomes important at $z \lesssim 1$. The late-time ISW produces additional power in the CMB power spectrum at very large angular scales — multipoles $\lesssim 20$, corresponding to scales larger than about 10 degrees on the sky. There is an additional dependence on the speed of sound of the dark energy fluid; however this effect becomes negligible as $w \rightarrow -1$, leaving only the overall effect of smooth dark energy [207–209]. Unfortunately the cosmic variance error is large at these scales, leading to very limited extent to which the late-time ISW can be measured. Nevertheless, it is important to account for the ISW when producing theory predictions of various dark energy models; for example, modified gravity explanations for the accelerating universe often predict specific ISW signatures [210].

5.4. Weak Gravitational Lensing

Gravitational lensing — bending of light by mass along the line of sight to the observed source — is theoretically well understood and also readily observed, and therefore represents a powerful probe of both geometry and structure in the universe. The principal advantage of lensing (relative to e.g. observations of galaxy clustering) is that lensing is fundamentally independent of the prescription of how the observed halos or galaxies trace the underlying dark matter — the so-called ‘bias’. While most of the manifestations of gravitational lensing are sensitive to dark energy, we here describe weak lensing as the principal probe. In section 6 we also discuss the so-called strong lensing, galaxy-galaxy lensing, and counting of the peaks in the shear field as additional, complementary lensing probes of the accelerating universe.

Weak gravitational lensing is bending of light by structures in the Universe; it leads to distorted or sheared images of distant galaxies, see the left panel of figure 10. This distortion allows the distribution of dark matter and its evolution with time to be measured, thereby probing the influence of dark energy on the growth of structure (for a detailed review, see e.g. [211]; for brief reviews, see [212] and [213]).

Gravitational lensing produces distortions of images of background galaxies. These distortions can

be described as mapping between the source plane (S) and image plane (I),

$$\delta x_i^S = A_{ij} \delta x_j^I, \quad (37)$$

where $\delta \mathbf{x}$ are the displacement vectors in the two planes and A is the distortion matrix,

$$A = \begin{pmatrix} 1 - \kappa - \gamma_1 & -\gamma_2 \\ -\gamma_2 & 1 - \kappa + \gamma_1 \end{pmatrix}. \quad (38)$$

The deformation is described by the convergence κ and complex shear (γ_1, γ_2) ; the total shear is defined as $|\gamma| = \sqrt{\gamma_1^2 + \gamma_2^2}$. We are interested in the limit of weak lensing, where κ , $|\gamma| \ll 1$. The magnification of the source, also given in terms of κ and $\gamma_{1,2}$, is

$$\mu = \frac{1}{|1 - \kappa|^2 - |\gamma|^2} \approx 1 + 2\kappa + O(\kappa^2, \gamma^2), \quad (39)$$

where the second, approximate relation holds in the weak lensing limit.

Given a sample of sources with known redshift distribution and cosmological parameter values, the convergence and shear can be predicted from theory. The convergence κ in any particular direction on the sky $\hat{\mathbf{n}}$ is given by the integral along the line of sight $\kappa(\hat{\mathbf{n}}, \chi) = \int_0^\chi W(\chi') \delta(\chi') d\chi'$, where δ is the relative perturbation in matter energy density and $W(\chi)$ is the geometric weight function describing the lensing efficiency of foreground galaxies. The most efficient lenses lie about halfway between us and the source galaxies whose shapes we measure.

The statistical signal due to gravitational lensing by large-scale structure is termed ‘‘cosmic shear.’’ To estimate the cosmic shear field at a given point in the sky, we locally average the shapes of large numbers of distant galaxies. The principal statistical measure of cosmic shear is the shear angular power spectrum, which chiefly depends on the source galaxy redshift z_s , and additional information can be obtained by measuring the correlations between shears at different redshifts or with foreground lensing galaxies, as well as the *three-point* correlation function of cosmic shear [214].

The convergence can be transformed into multipole space $\kappa_{lm} = \int d\hat{\mathbf{n}} \kappa(\hat{\mathbf{n}}, \chi) Y_{lm}^*(\hat{\mathbf{n}})$, and the power spectrum is defined as the two-point correlation function (of convergence, in this case) $\langle \kappa_{\ell m} \kappa_{\ell' m'} \rangle = \delta_{\ell\ell'} \delta_{mm'} P_\ell^\kappa$. The convergence* angular power spectrum is

$$P_\ell^\kappa(z_s) = \int_0^{z_s} \frac{dz}{H(z)d_A^2(z)} W(z)^2 P\left(k = \frac{\ell}{d_A(z)}; z\right), \quad (40)$$

* At lowest order, the convergence power spectrum is equal to the shear power spectrum.

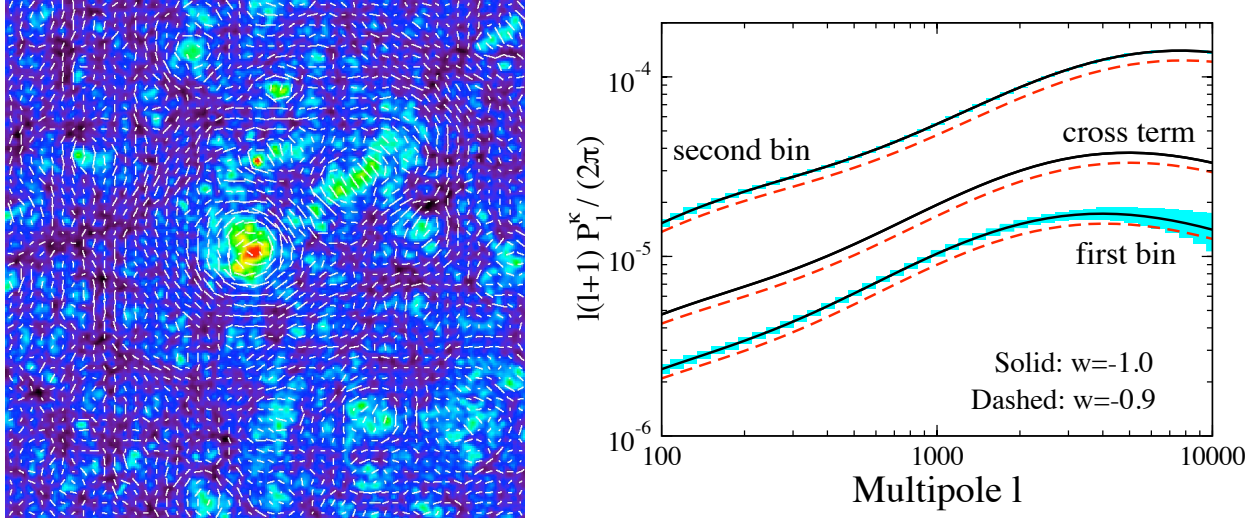


Figure 10. *Left panel:* Cosmic shear field (white whiskers) superimposed on the projected mass distribution from a cosmological N -body simulation, where overdense regions are bright and underdense regions are dark. Note how the shear field is correlated with the foreground mass distribution; the shears are azimuthal around overdensities and radial around underdensities. Figure courtesy of T. Hamana. *Right panel:* Angular power spectrum of cosmic shear along with statistical errors expected for LSST for two values of the dark energy equation-of-state parameter. For illustration, results are shown for source galaxies in two broad redshift bins, $0 < z_s < 1$ (first bin) and $1 < z_s < 3$ (second bin); the cross-power spectrum between the two bins (cross term) is shown without the statistical errors.

where ℓ denotes the angular multipole, $d_A(z) = (1+z)^{-2}d_L(z)$ is the angular diameter distance, the weight function $W(z)$ is the efficiency for lensing a population of source galaxies and is determined by the distance distributions of the source and lens galaxies, and $P(k, z)$ is the usual matter power spectrum. One important feature of (40) is the integral along the line of sight, which encodes the fact that weak lensing radially projects the density fluctuations between us and the sheared source galaxy. Additional information is obtained by measuring the shear correlations between objects in different redshift bins; this is referred to as weak lensing tomography [215] and contains further useful information about the evolution of the growth of structure.

The dark energy sensitivity of the shear angular power spectrum comes from two factors:

- *geometry* — the Hubble parameter, the angular diameter distance, and the weight function $W(z)$; and
- *growth of structure* — via the redshift evolution of the matter power spectrum $P(k)$ (more specifically, via the growth factor $D(z)$ in (10)).

Due to this two-fold sensitivity to dark energy and, in recent years, the advent of better-quality observations and larger surveys, weak lensing now places increasingly competitive constraints on dark energy [216–224].

The statistical uncertainty in measuring the shear

power spectrum on large scales is

$$\Delta P_\ell^\kappa = \sqrt{\frac{2}{(2\ell+1)f_{\text{sky}}}} \left[P_\ell^\kappa + \frac{\sigma^2(\gamma_i)}{n_{\text{eff}}} \right], \quad (41)$$

where f_{sky} is the fraction of sky area covered by the survey, σ_{γ_i} is the standard deviation in a single component of the (two-component) shear (~ 0.2 for typical measurements), and n_{eff} is the effective number density per steradian of galaxies with well-measured shapes. The first term in the brackets represents sample variance (also called *cosmic variance*), which arises due to the fact that only a finite number of independent samples of cosmic structures are available in our survey. This term dominates on larger scales. The second term, which dominates on small scales, represents shot noise from both the variance in galaxy ellipticities (“shape noise”) and the finite number of galaxies (hence the inverse proportionality to n_{eff}).

Systematic errors in weak lensing measurements principally come from the limitations in accurately measuring galaxy shapes. These shear measurements are complicated by a variety of thorny effects such as the atmospheric blurring of the images, telescope distortions, charge transfer in CCDs, to name just a few. More generally, a given measurement of the galaxy shear will be subject to additive and multiplicative errors that affect the true shear [225, 226]. The weak lensing community has embarked on a series of challenges to develop algorithms and techniques to ameliorate these observational systematics (e.g. [227]).

There are also systematic uncertainties due to limited knowledge of the redshifts of source galaxies: because taking spectroscopic redshifts of most source galaxies will be impossible (for upcoming surveys, that number will be of order a billion), the community has developed approximate photometric redshift techniques, where one obtains a noisy redshift estimate from multi-wavelength (i.e. multi-color) observations of each galaxy. In order for the photometric redshift biases not to degrade future dark energy constraints, their mean calibration at the 0.1% level will be required [228, 229].

The interpretation of weak lensing measurements also faces theoretical challenges, such as the need to have accurate predictions for clustering in the non-linear regime from N-body simulations [230–232] and to account for non-Gaussian errors on small angular scales [233–235]. Finally, intrinsic alignments of galaxy shapes, due to tidal gravitational fields, are a serious contaminant which requires careful modeling as well as external astrophysics input, such as observationally-inferred galaxy separation, type, and luminosity information; for a review, see [236].

The right panel of figure 10 shows the weak lensing shear power spectrum for two values of w , and the corresponding statistical errors expected for a survey such as LSST, assuming a survey area of 15,000 deg² and effective source galaxy density of $n_{\text{eff}} = 30$ galaxies per square arcminute, and divided into two radial slices. Current surveys cover more modest hundreds of deg², although KIDS (450, and soon to be up to 1,500 deg² [223]), Dark Energy Survey (about 1,500 and soon to be 5,000 deg² [237]) and Hyper Suprime-Cam (HSC; expected to be 1,500 deg² [238]) are aiming to bring weak lensing to the forefront of dark energy constraints. Note that the proportionality of errors to $f_{\text{sky}}^{-1/2}$ means that, as long as the systematic errors can be controlled, large sky coverage is at a premium. Further improvement in dark energy constraints can be achieved by judiciously combining a photometric and a spectroscopic survey [239–244].

The weak lensing signal can also be used to *detect* and count massive halos, particularly galaxy clusters. This method, pioneered recently [245, 246], can be used to obtain cluster samples whose masses are reliably determined, avoiding the arguably more difficult signal-to-mass conversions required with the X-ray or optical observations [247–250]. Much important information about the dark matter and gas content of galaxy clusters can be inferred with the combined lensing, X-ray, and optical observations. This has recently been demonstrated with observations of the “Bullet Cluster” [251], where the dark matter distribution inferred from weak lensing is clearly offset from the hot gas inferred from the X-ray observations, indicating the presence and distinctive fingerprints of

dark matter.

5.5. Galaxy clusters

Galaxy clusters — the largest collapsed objects in the universe with mass $\gtrsim 10^{14} M_{\odot}$ and size a few Mpc — are just simple enough that their spatial abundance and internal structure can be used to probe dark energy. Clusters are versatile probes of cosmology and astrophysics and have had an important role in the development of modern cosmology (for a review, see [252]). In the context of dark energy, one can use the spatial abundance of clusters and compare it to the theoretical expectation that includes the effects of dark energy. This classic test is in principle very simple, since the number density of clusters can be inferred from purely theoretical considerations or, more robustly, from suites of numerical simulations. In practice, however, there are important challenges to overcome.

The number of halos in the mass range $[M, M + dM]$ in a patch of the sky with solid angle $d\Omega$ and in redshift interval $[z, z + dz]$ is given by

$$\frac{d^2 N}{d\Omega dz} = \frac{r^2(z)}{H(z)} \frac{dn(M, z)}{dM} dM, \quad (42)$$

where $r^2/H = dV/(d\Omega dz)$ is the comoving volume element and $n(M, z)$ is the number density (the “mass function”) that is calibrated with numerical simulations (e.g. [253]).

Assuming Gaussian initial conditions, the comoving number density of objects in an interval dM around mass M is

$$\frac{dn}{d \ln M} = \frac{\rho_{M,0}}{M} \left| \frac{dF(M)}{d \ln M} \right|, \quad (43)$$

where $\rho_{M,0}$ is evaluated at the present time and $F(M)$ is the fraction of collapsed objects. The original analysis of Press and Schechter [254] assumed a Gaussian initial distribution of overdensities, leading to $F(M) = (1/2) \text{erfc}(\nu/\sqrt{2})$, where $\nu(M) \equiv \delta_c/\sigma(M)$ is the peak height and $\delta_c = 1.686$ is the critical threshold for collapse in the spherical top-hat model [255]. The Press-Schechter formula also involves multiplying the mass function by the notorious overall factor of two to account for underdensities as well as overdensities. Subsequent work has put the theoretical estimates on considerably firmer footing (for a review, see [256]), but the most accurate results are based on fits to numerical simulations, which calibrate the mass function for the standard Λ CDM class of models to a precision of about 5% [257]. Smooth dark energy models described by the modified linear growth history via the equation of state $w(a)$ are still reasonably well fit with the standard Λ CDM formulae [258], while modified gravity models

sometimes predict scale-dependent growth $D(a, k)$ even in the linear regime and must be calibrated by simulations specifically constructed for the given class of modified gravity models (for a review, see [259]).

The absolute number of clusters in a survey of solid angle Ω_{survey} centered at redshift z and in the shell of thickness Δz is given by

$$N(z, \Delta z) = \Omega_{\text{survey}} \int_{z-\Delta z/2}^{z+\Delta z/2} n(z, M_{\text{min}}(z)) \frac{dV(z)}{d\Omega dz} dz, \quad (44)$$

where M_{min} is the minimal mass of clusters in the survey. Note that knowledge of the minimal mass is extremely important, since the mass function $n(z, M_{\text{min}}(z))$ decreases exponentially with M such that most of the contribution comes from a small range of masses just above M_{min} . Recent cluster observations typically do not have enough signal-to-noise to determine the cluster masses directly; instead, forward-modeling can be applied to the mass function to recast the theory in the space of observable quantities [261]. One commonly used proxy for the cluster mass is the optical “richness” — the number of galaxies per cluster — which is straightforward to measure from observations [262, 263].

The sensitivity of cluster counts to dark energy arises from the same two factors as in the case of weak lensing:

- *geometry* — the term $dV(z)/(d\Omega dz)$ in (44), which is the comoving volume element; and
- *growth of structure* — $n(z, M_{\text{min}}(z))$ depends on the evolution of density perturbations.

The mass function’s near-exponential dependence on the power spectrum in the high-mass limit is at the root of the power of clusters to probe the growth of density fluctuations. Specifically, the mass function is very sensitive to the amplitude of mass fluctuations smoothed on some scale R *calculated assuming linear theory*. That is,

$$\sigma^2(R, z) = \int_0^\infty \Delta^2(k, z) \left(\frac{3j_1(kR)}{kR} \right)^2 d \ln k, \quad (45)$$

where Δ^2 is the linear version of the power spectrum from (14) and R is traditionally taken to be $8 h^{-1} \text{Mpc}$ at $z = 0$, roughly corresponding to the characteristic size of galaxy clusters. The term in parentheses in the integrand is the Fourier transform of the top-hat window which averages out the perturbations over regions of radius R . The left panel of figure 11 shows the sensitivity of the cluster counts to the dark energy equation-of-state parameter, while the right panel shows measurements of the mass function based on X-ray observations [260].

There are other ways in which clusters can be used to probe dark energy. For example, their two-point correlation function probes the matter power spectrum as well as the growth and geometry factors sensitive to dark energy. Clusters can also be correlated with background galaxies to probe the growth ([264]; this is essentially a version of galaxy-galaxy lensing discussed in section 6). While these two tests can also be carried out using the much more numerous galaxies, clusters have the advantage of having more accurate individual photometric redshifts.

Clusters can be detected using light in the X-ray, optical, or millimeter waveband, or else using weak gravitational lensing of background galaxies behind the cluster. Some of these methods suffer from contamination due to the projected mass, as large-scale structures between us and the cluster contribute to the signal and can, in extreme cases, conspire to create appearance of a cluster from radially aligned, but dispersed, collections of numerous low-mass halos. This particularly affects detection of clusters via lensing (e.g. [265]). It is therefore necessary to use N-body simulations to calibrate purity (contribution of false detections) and completeness (fraction of detections relative to the truth) in these lensing observations [266, 267]. However, the possibility of cluster finding and mass inference in multiple wavebands is also a great strength of this probe, as it allows cross-checks and cross-calibrations, in particular of the cluster masses. Over the past decade, the wealth of ways to detect and characterize clusters, combined with improving ways to characterize the relation between their observable properties and mass, has led to increasingly interesting constraints on dark energy parameters [252, 260, 268–272]. Comparisons between dynamical and lensing cluster mass estimates are also sensitive to modifications of gravity [273].

Regardless of how the clusters are detected, the principal systematic concern is how to relate the observable quantity (X-ray flux, Sunyaev-Zeldovich signal, lensing signature) to the mass of the cluster. In the past, the principal mass proxies have used X-ray observations and assumed hydrostatic equilibrium. Recurring concerns about the latter assumption imply significant statistical and systematic errors, and only tens of percent mass accuracy per cluster are achieved with these traditional approaches. Arguably the most secure method for determining the mass is weak gravitational lensing of source galaxies behind the cluster which, when possible, is combined with their strong lensing signatures. Such lensing efforts already enable a better than 10% mass accuracy per cluster [274–276]. The requirement on the individual mass precision, in order to be sufficient for future surveys, is approximately 2–5% [11].

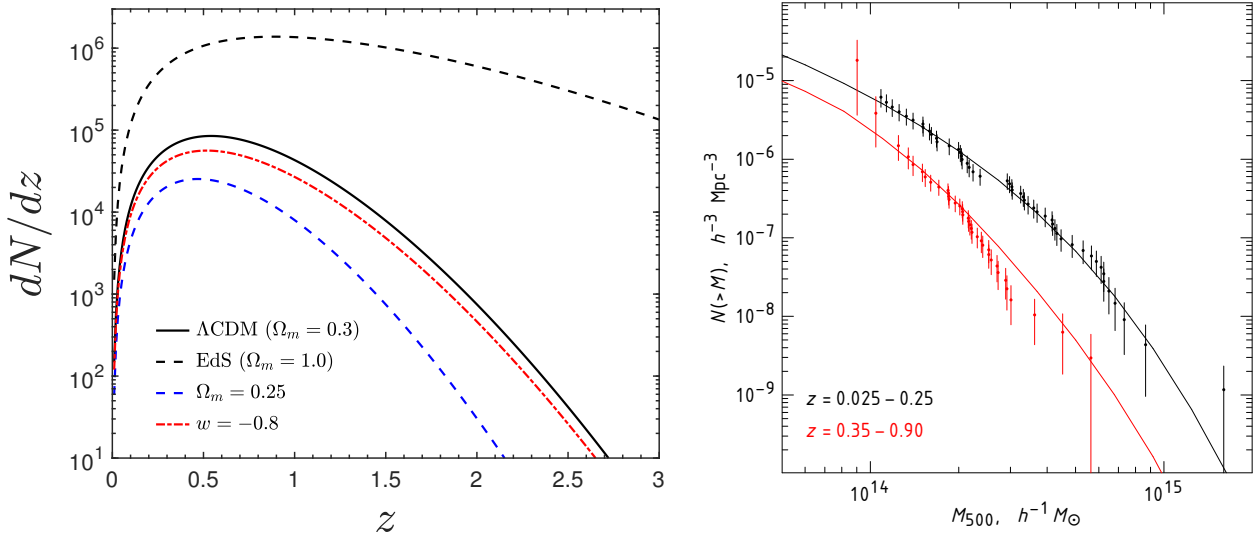


Figure 11. *Left panel:* Predicted cluster counts for a survey covering $5,000 \text{ deg}^2$ that is sensitive to halos more massive than $10^{14} h^{-1} M_\odot$, shown for a fiducial Λ CDM model as well as three variations as in figure 5. *Right panel:* Measured mass function — $n(z, M_{\min}(z))$, in our notation — from the 400 deg^2 survey of ROSAT clusters followed up with the *Chandra* space telescope; reproduced from [260].

A secondary source of systematics is the photometric redshifts of galaxy cluster members, which are combined to determine the redshift of the cluster. Averaging of individual redshifts fortunately leads to fairly accurate photometric redshift estimates, $\sigma_z/(1+z) \simeq 0.01$ (e.g. [277]), such that only moderate improvement is required for future dark energy constraints [278, 279].

Like other probes, clusters are amenable to determining the parameters describing the systematic errors internally from the data, the process known as self-calibration [280–282]. While any nuisance parameters can be self-calibrated, the most important uncertainty is typically tied to parameters that describe the scaling relations between mass and observable properties of the cluster (e.g. flux, temperature). Key to progress on the control of cluster systematics, as well as the program of self-calibration, is a multi-wavelength view of the clusters. Analyses that use a combination of weak and strong lensing signatures, as well as detections and observations in the optical, X-ray, and microwave (via the SZ effect), open many avenues for the robust use of clusters to probe geometry and growth evolution (e.g. [283]).

6. Other probes of dark energy

There are a number of powerful secondary probes of dark energy. While they do not quite have the power to individually impose strong constraints on dark energy without major concerns about the systematic errors, they provide complementary information, often hold

a lot of promise, and sometimes come “for free” with astrophysical or cosmological observations in surveys. Here we review some of the most promising of these methods.

6.1. Galaxy-galaxy lensing

Another effective application of weak lensing is to measure the correlation of the shear of background galaxies with the mass of the foreground galaxies. This method, which is referred to as “galaxy-galaxy lensing” [284–293], essentially probes the galaxy-shear correlation function across the sky. Galaxy-galaxy lensing measures the surface mass density contrast $\Delta\Sigma(R)$,

$$\Delta\Sigma(R) \equiv \bar{\Sigma}(< R) - \bar{\Sigma}(R) = \Sigma_{\text{crit}} \times \gamma_t(R), \quad (46)$$

where $\bar{\Sigma}(< R)$ is the mean surface density within proper radius R , $\bar{\Sigma}(R)$ is the azimuthally averaged surface density at radius R (e.g. [294, 295]), γ_t is the tangentially-projected shear, and Σ_{crit} is the critical surface density, a known function of the distances to the source and the lens.

Current measurements constrain the density profiles and bias of dark matter halos [296–299] as well as the relation between their masses and luminosities [300, 301]. In the future, galaxy-shear correlations have the potential to constrain dark energy models [302] and modified gravity models for the accelerating universe [303].

Table 1. Comparison of dark energy probes. The five primary probes are the most mature, but a variety of other probes offer complementary information and have potential to provide important constraints on dark energy.

Probe/Method	Strengths	Weaknesses
Primary probes of dark energy		
SN Ia	pure geometry, model-independent, mature	calibration, evolution, dust extinction
BAO	pure geometry, low systematics	requires millions of spectra
CMB	breaks degeneracy, precise, low systematics	single distance only
Weak lensing	growth & geometry, no bias	measuring shapes, baryons, photo- z
Cluster counts	growth & geometry, X-ray, SZ, & optical	mass-observable, selection function
Other probes of dark energy		
Gal-gal lensing	high S/N	bias, baryons
Strong lensing	unique combination of distances	lens modeling, structure along l_0 s
RSD	lots of modes, probes growth	theoretical modeling
Peculiar velocities	probes growth, modified gravity	selection effects, need distances
Hubble constant	breaks degeneracy, model-independent	distance ladder systematics
Cosmic voids	nearly linear, easy to find	galaxy tracer fidelity, consistent definition and selection
Shear peaks	probes beyond 2-pt	theoretical modeling vs. projection
Galaxy ages	Sensitive to $H(z)$	galaxy evolution, larger systematics
Standard sirens	high z , absolute distance	optical counterpart needed for redshift, lensing
Redshift drift	clean interpretation	tiny signal, huge telescope, stability
GRB & quasars	very high z	standardizable?

6.2. Strong gravitational lensing

Distant galaxies and quasars occasionally get multiply imaged due to intervening structure along the line of sight. While relatively rare — about one in a thousand objects is multiply imaged — strong lensing has the nice feature that, like weak lensing, it is sensitive to *all* matter in the universe and not just the visible part. There is a long history of trying to use counts of strongly lensed system to constrain the cosmological parameters [304–306]; however, its strong dependence on the independent knowledge of the density profile

of lenses makes robustness of this approach extremely challenging to achieve. Instead, strong lensing time delays between images of the same source object offer a more promising way to constrain the Hubble constant [307] but also dark energy (e.g. [308, 309]). Time delays are sensitive to a unique combination of distances, sometimes called the time-delay distance [310]

$$D_{\Delta t} \equiv (1 + z_l) \frac{d_A(z_l) d_A(z_s)}{d_A(z_l, z_s)} = \frac{\Delta t}{\Delta \phi},$$

where z_l and z_s are the lens and source redshift respectively, Δt is the time delay, and $\Delta \phi$ is the so-called Fermat potential difference evaluated between different image locations. Because the Fermat potential can be constrained by lens modeling, the time-delay measurements measure $D_{\Delta t}$, which in turn offers dark energy parameter sensitivity that is complementary to that of other cosmological probes [311]. Additional information can be obtained by measurements of the velocity dispersion of lens galaxies, which effectively determine its mass; this, plus measurements of the gravitational potential, determine the size of the lens, which can then be used as a standard ruler and provide information about $d_A(z_l)$ [312, 313] and thus dark energy [314]. Strong lensing time delays are reviewed in [315].

6.3. Redshift-space distortions (RSD)

On large scales, peculiar velocities of galaxies are affected by gravitational potential of the large-scale structures in a coherent, quantifiable way. In linear theory, the gradient of the velocity is proportional to the overdensity, $\nabla \cdot \mathbf{v}(\mathbf{r}) = -(aH)f\delta(\mathbf{r})$, where $f \equiv d \ln D / d \ln a$ is the growth rate introduced in (11); the line-of-sight component of the peculiar velocity of a given galaxy directly affect the measured redshift (hence redshift-space distortions, or RSD). Still assuming linear theory, the two-point correlation function of galaxies measured *in redshift space*, P^s , is related to the usual configuration-space power spectrum $P(k)$ via the Kaiser formula [316]

$$P^s(k, \mu) = P(k) [b + f\mu^2]^2 \quad (47)$$

where b is the bias of galaxies and μ is cosine of the angle made by wavevector \mathbf{k} and the line-of-sight direction. (47) predicts the general shape of the correlation of function measured as a function of the angle between galaxy pairs and the line-of-sight. Sensitivity to dark energy mainly comes from the factor $f(a)$ — more precisely, the combination $f(a)\sigma_8(a)$ [317, 318] — which is, as mentioned in section 3, very sensitive not only to dark energy parameters but also to modifications of gravity [319]. The RSD signal has been measured and used to constrain the parameter

$f\sigma_8$ out to redshift $\simeq 1$, and finds good agreement with the currently favored Λ CDM model [320, 321]; see figure 12. A challenge is the theoretical modeling of the RSD; the Kaiser formula in (47) breaks down at small scales where the velocities become non-linear, requiring complex modeling combined with careful validation with numerical simulations.

6.4. Peculiar velocities

Galaxies respond to the gravitational pull of large-scale structure, leading to the so-called peculiar velocities. These motions lead to the Doppler effect: $(1 + z_{\text{obs}}) = (1 + z)(1 + v_{\parallel}/c)$, where z and z_{obs} are the true and observed redshift and v_{\parallel} is the peculiar velocity projected along the line of sight. Roughly speaking, objects physically close to each other are being pulled by the same large-scale structures, and are therefore more likely to have similar velocities. The statistical properties of the velocity field are straightforwardly related to the matter power spectrum [329, 330]. As with the RSD, the fact that the velocity is related to density via $\nabla \cdot \mathbf{v}(\mathbf{r}) = -(aH)f\delta(\mathbf{r})$ implies that the peculiar velocities are sensitive to the quantity $f\sigma_8$, where $f \equiv d \ln D / d \ln a$ is the growth rate. Peculiar velocities typically determine $f\sigma_8$ at very low redshift, $z < 0.1$, and thus provide an important complementary test of both dark energy and modified gravity. There has been a lot of activity in using velocities to test for consistency with expectations from the Λ CDM model [322, 323, 331–340] and to measure cosmological parameters [324, 341]; see figure 12. Chief concerns include the reliability of distance indicators which are required in order to infer the peculiar velocity.

6.5. Hubble constant

Direct measurements of the Hubble constant offer useful complementary information that helps break degeneracy between dark energy and other cosmological parameters. This is because precise CMB measurements effectively fix high-redshift parameters including the physical matter density $\Omega_m h^2$; independent measurements of H_0 (i.e. h) therefore help determine Ω_m which is degenerate with the dark energy equation of state. Current $\gtrsim 3\sigma$ tension between the most precise direct measurements of H_0 from the Cepheid distance ladder [342, 343] and the indirect Λ CDM determination from the CMB [65] is partially, but not fully, relieved by allowing phantom dark energy ($w < -1$) or extra relativistic degrees of freedom [342]. Future measurements of the Hubble constant, expected to be at the 1% level, will not only serve as a powerful test of the Λ CDM model, but will also provide extra leverage for dark energy measurements [344].

6.6. Cosmic voids

It has been suggested that counting the cosmic voids — large underdense regions of size up to ~ 100 Mpc — is an effective way to probe dark energy [345, 346]. Counting voids is similar in spirit as counting clusters of galaxies, but voids offer some advantages — they are “more linear” than the clusters (largely thanks to the mathematical requirement that $\delta\rho/\rho \geq -1$), and therefore arguably more robustly modeled in numerical simulations. On the flip side, one typically uses galaxy surveys to find voids which is a challenge, given that the latter are defined as regions that are mostly devoid of galaxies. Recent work includes void catalogs extracted from the Sloan Digital Sky Survey [347–349] and even constraints on the basic Λ CDM parameters [350] but concerns remain about the robustness of the void definition in simulations, as well as their correspondence to void counts in the data [348, 351].

6.7. Shear peaks

Another method that is conceptually similar to counting clusters of galaxies is to count the peaks in the matter density field. Because the weak lensing shear is directly proportional to the matter (baryonic and dark) projected along the line of sight, counting the peaks in weak lensing maps enables this method in practice [352–357]. While primarily sensitive to the amount and distribution of matter, the method generally constrains the cosmological model, including the dark energy parameters. This probe has developed rather rapidly over the past decade, in parallel to increased quality and area of available weak lensing shear maps. Current constraints are broadly consistent with theoretical expectation the standard Λ CDM model [358–360]. The advantage of the method is that it is sensitive to non-Gaussian aspects of the lensing field, and thus provides additional information than the angular power spectrum. Principal systematics include accurately calibrating the effects of shear projection from multiple halos along the line of sight, which dominates for all except the highest peaks [356, 361] and needs to be carefully calibrated using numerical simulations [352–354, 362, 363] and measured using optimized estimators [364].

6.8. Relative ages of galaxies

If the relative ages of galaxies at different redshifts can be determined reliably, then they provide a measurement of dt/dz . Since

$$t(z) = \int_0^{t(z)} dt' = \int_z^\infty \frac{dz'}{(1+z')H(z')}, \quad (48)$$

one can then measure the expansion history directly [365]. Age has already been employed in cosmological

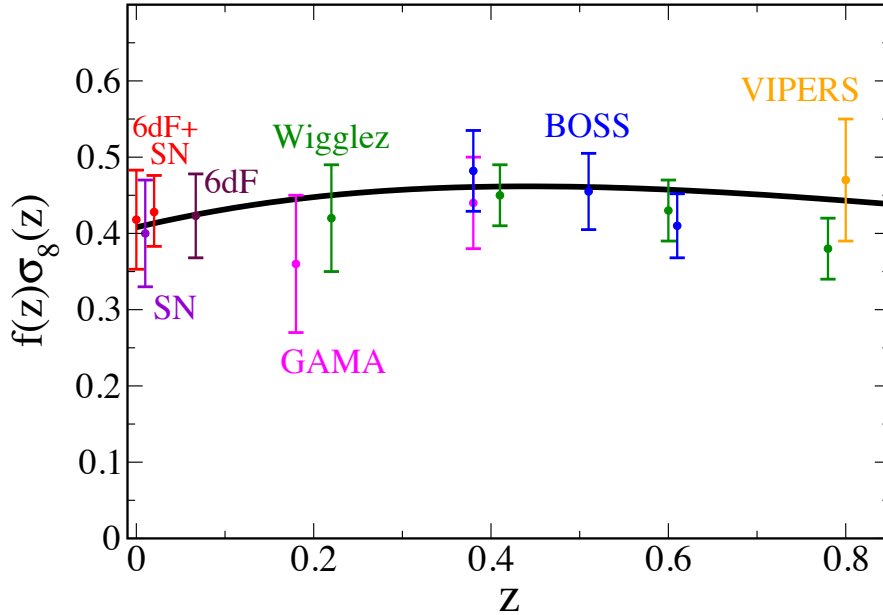


Figure 12. Constraints on the quantity $f\sigma_8$ at different redshifts from RSD and peculiar velocity surveys. At the lowest redshifts $z \approx 0$, peculiar velocities from galaxies and SNe Ia (leftmost [322] and rightmost [323] red points) and SNe Ia alone (purple data point; [324]) constrain the velocity power spectrum and effectively the quantity $f\sigma_8$. At higher redshifts, constraints on $f\sigma_8$ come from the RSD analyses from 6dFGS (maroon at $z = 0.067$; [325]), GAMA (pink points; [326]), WiggleZ (dark green; [327]), BOSS (dark blue; [328]), and VIPERS (orange; [320]). The solid line shows the prediction corresponding to the currently favored flat Λ CDM cosmology.

constraints across a wide redshift range [366–368]. However, the presence of systematic errors due to galaxy evolution and star formation remains a serious concern.

6.9. Standard sirens

The recently detected gravitational radiation from inspiraling binary neutron stars or black holes can, in the future, enable these sources to serve as “standard sirens” [369, 370]. From the observed waveform of each inspiral event, one can solve for the orbit’s angular velocity, its rate of change, and the orbital velocity, in order to determine the luminosity of the object and hence its (absolute) luminosity distance. If the electromagnetic counterpart to the observed gravitational wave signature can be unambiguously identified, then the redshift of the host galaxy can be determined, and the inspiral can be used to probe dark energy through the Hubble diagram [371]. This potentially very complementary probe is still in the early stages of development, but holds promise to provide strong constraints on dark energy [372], out to potentially very high redshifts. Key to its success, beyond finding inspiral events at cosmological distances, is ability to localize the sources in three dimensions in order to get their redshifts [373].

6.10. Redshift drift

The redshift drift [374–376] refers to the redshift change of an object due to expansion, observed over a human timescale. The expected change of a quasar or galaxy at cosmological redshift, observed over a period of $dt_0 \sim 10$ –20 years, is tiny,

$$dz = [H_0(1+z) - H(z)] dt_0 \sim 10^{-9}, \quad (49)$$

but can potentially be measured using very high-resolution spectroscopy [377]. The redshift drift method is fairly unique in its direct sensitivity to $H(z)$ across a wide redshift range and may someday contribute significantly to constraining the expansion history [378–380]. While a measurement of the redshift drift requires a very high telescope stability over a period of about a decade, there are proposals to use the intensity mapping of the 21 cm emission signal — which involves a different set of systematics — to detect the redshift-drift signal [381, 382].

6.11. Other standard candles/rulers

A wide variety of astronomical objects have been proposed as standardizable candles or rulers, useful for inferring cosmological distances via semi-empirical relations. Notable examples include radio galaxies as standardizable rulers [383, 384] and quasars as

standardizable candles, most recently via the non-linear relation between UV and X-ray luminosities [385]. Long-duration gamma-ray bursts (GRBs) are an attractive possibility [386] because their ability to be detected at very high redshifts ($z \sim 6$ or higher) means they would probe a redshift range beyond that of SNe Ia. Several different relationships for GRBs have been proposed, most famously the Amati relation [387, 388] between the peak energy of the integrated spectrum and the isotropic-equivalent total energy output of the GRB. Some analyses have employed several of these relations simultaneously [389]. Due to the relatively small number of (useful) GRBs and the substantial scatter about the relations, as well as concerns about the presence of serious systematic errors, GRBs have not yielded competitive cosmological constraints. It remains to be seen whether the aforementioned relations hold over such large spans of cosmological time and can be calibrated and understood to a sufficient accuracy.

6.12. Observation of unexpected features

When interpreted in the context of a cosmological model (e.g. Λ CDM), observation of unexpected features in cosmological observations or existence of objects at high statistical significance can be used to rule out the model in question. High-redshift, high-mass clusters of galaxies have been particularly discussed in this context: observation of clusters had been used to disfavor the matter-only universe [28] while, more recently, there has been a discussion of whether the existence of the observed high-mass, high-redshift “pink elephant” clusters are in conflict with the currently dominant Λ CDM paradigm (e.g. [390]). However such analyses requires a careful accounting of all sources of *statistical* error closely related to the precise way in which the observations have been carried out [391, 392]. Thus, while the observation of unexpected features can be used to rule out aspects of the dark energy paradigm, its *a posteriori* nature implies that independent confirmation that uses other cosmological probes will be required.

7. The accelerating universe: Summary

In this article, we have briefly reviewed the developments leading to the discovery of dark energy and the accelerating universe. We have discussed the current status of dark energy, described parametrizations of the equation of state and physical aspects that can be measured, and reviewed both primary and secondary cosmological probes that allow us to study this mysterious component. In summary, there are a few important things to know about dark energy:

- Dark energy has negative pressure. It can be described by its present-day energy density relative to critical Ω_{de} and equation of state $w \equiv p_{\text{de}}/\rho_{\text{de}}$. For a cosmological constant, corresponding to vacuum energy, $w = -1$ precisely and at all times. More general explanations for dark energy typically lead to a time-dependent equation of state.
- Current observational data constrain the equation of state to be $w \approx -1$ to within about 5%. Measuring w and any time dependence — as well as searching for hints of any other, as yet unseen, properties of dark energy — will help us understand the physical nature of this mysterious component, a key goal of modern cosmology.
- Dark energy is spatially smooth. It quenches the gravitational collapse of large-scale structures and suppresses the growth of density perturbations; whenever dark energy dominates, structures do not grow.
- Only relatively recently ($z \lesssim 0.5$) has dark energy come to dominate the energy budget of the universe. At earlier epochs, the dark energy density is small relative to that of matter and radiation, although a $\sim 1\%$ contribution by dark energy at early times is still allowed by the data.
- Dark energy affects both the geometry (distances in the universe) and the growth of structure (clustering and abundance of galaxies and galaxy clusters). Separately measuring geometry and growth is an excellent way, not only to measure dark energy parameters, but also to differentiate between separate classes of dark energy models.
- Dark energy can be studied using a variety of cosmological probes that span a wide range of spatial and temporal scales and involve a wide variety of observable quantities. Control of systematic errors in these individual cosmological probes is key to their ability to discriminate testable predictions of theoretical models. The worldwide effort in theoretically modeling and observationally measuring dark energy reflects a vibrant field with many fruitful avenues that still remain to be explored.

Acknowledgments

We thank Chris Blake, Gus Evrard, Eric Linder, and Fabian Schmidt for detailed comments on earlier versions of the manuscript. DH is supported by NSF grant AST-0807564, DOE grant DEFG02-95ER40899, and NASA grant NNX16AI41G.

References

- [1] Riess A G *et al.* 1998 *A.J.* **116** 1009–1038 (Preprint [arXiv:astro-ph/9805201](#))
- [2] Perlmutter S *et al.* (Supernova Cosmology Project) 1999 *Astrophys. J.* **517** 565–586 (Preprint [astro-ph/9812133](#))
- [3] Phillips M M 1993 *ApJ* **413** L105–L108
- [4] Kim A G 1997 *The Discovery of high redshift supernovae and their cosmological implications* Ph.D. thesis UC, Berkeley
- [5] Copeland E J, Sami M and Tsujikawa S 2006 *Int. J. Mod. Phys. D* **15** 1753–1936 (Preprint [hep-th/0603057](#))
- [6] Padmanabhan T 2003 *Phys. Rept.* **380** 235–320 (Preprint [hep-th/0212290](#))
- [7] Li M, Li X D, Wang S and Wang Y 2011 *Commun. Theor. Phys.* **56** 525–604 (Preprint [1103.5870](#))
- [8] Peebles P J E and Ratra B 2003 *Rev. Mod. Phys.* **75** 559–606 (Preprint [astro-ph/0207347](#))
- [9] Uzan J P 2007 *Gen. Rel. Grav.* **39** 307–342 (Preprint [astro-ph/0605313](#))
- [10] Huterer D and Turner M S 2001 *Phys. Rev. D* **64** 123527 (Preprint [astro-ph/0012510](#))
- [11] Weinberg D H, Mortonson M J, Eisenstein D J, Hirata C, Riess A G and Rozo E 2013 *Phys. Rept.* **530** 87–255 (Preprint [1201.2434](#))
- [12] Sahni V and Starobinsky A 2006 *astro-ph/0610026* (Preprint [astro-ph/0610026](#))
- [13] Linder E V 2007 *astro-ph/0704.2064* (Preprint [arXiv:0704.2064\[astro-ph\]](#))
- [14] Carroll S M 2001 *Living Rev. Rel.* **4** 1 (Preprint [astro-ph/0004075](#))
- [15] Weinberg S 1989 *Rev. Mod. Phys.* **61** 1–23
- [16] Frieman J, Turner M and Huterer D 2008 *Ann. Rev. Astron. Astrophys.* **46** 385–432 (Preprint [0803.0982](#))
- [17] Guth A H 1981 *Phys. Rev. D* **23** 347–356
- [18] Linde A D 1982 *Phys. Lett. B* **108** 389–393
- [19] Albrecht A and Steinhardt P J 1982 *Phys. Rev. Lett.* **48** 1220–1223
- [20] Fabian A C 1991 *MNRAS* **253** 29P
- [21] White S D M and Frenk C S 1991 *ApJ* **379** 52–79
- [22] White S D M, Navarro J F, Evrard A E and Frenk C S 1993 *Nature* **366** 429–433
- [23] Maddox S J, Efstathiou G, Sutherland W J and Loveday J 1990 *Mon. Not. Roy. Astron. Soc.* **242** 43–49
- [24] Efstathiou G, Sutherland W J and Maddox S J 1990 *Nature* **348** 705–707
- [25] Freedman W L *et al.* (Hubble Cepheid) 1994 *Nature* **371** 757–762
- [26] Krauss L M and Chaboyer B 2003 *Science* **299** 65–70
- [27] Donahue M, Voit G M, Gioia I M, Luppino G, Hughes J P and Stocke J T 1998 *Astrophys. J.* **502** 550 (Preprint [astro-ph/9707010](#))
- [28] Bahcall N A and Fan X h 1998 *Astrophys. J.* **504** 1 (Preprint [astro-ph/9803277](#))
- [29] Scolnic D *et al.* 2015 *Astrophys. J.* **815** 117
- [30] Alam S *et al.* (BOSS) 2016 *Submitted to: Mon. Not. Roy. Astron. Soc.* (Preprint [1607.03155](#))
- [31] Loh E D and Spillar E J 1986 *Astrophys. J.* **307** L1
- [32] Nusser A and Dekel A 1993 *Astrophys. J.* **405** 437–448
- [33] Bernardeau F, Juszkiewicz R, Dekel A and Bouchet F R 1995 *Mon. Not. Roy. Astron. Soc.* **274** 20–26 (Preprint [astro-ph/9404052](#))
- [34] Dekel A and Rees M J 1994 *Astrophys. J.* **422** L1 (Preprint [astro-ph/9308029](#))
- [35] Bucher M, Goldhaber A S and Turok N 1995 *Phys. Rev. D* **52** 3314–3337 (Preprint [hep-ph/9411206](#))
- [36] Ratra B and Peebles P J E 1995 *Phys. Rev. D* **52** 1837–1894
- [37] Bartlett J G, Blanchard A, Silk J and Turner M S 1995 *Science* **267** 980–983 (Preprint [astro-ph/9407061](#))
- [38] Perlmutter S *et al.* 1997 *ApJ* **483** 565 (Preprint [arXiv:astro-ph/9608192](#))
- [39] Einstein A 1917 *Sitzungsber. Preuss. Akad. Wiss. Berlin (Math. Phys.)* **1917** 142–152
- [40] Peebles P J E 1984 *ApJ* **284** 439–444
- [41] Turner M S, Steigman G and Krauss L M 1984 *Phys. Rev. Lett.* **52** 2090–2093
- [42] Kofman L A, Gnedin N Y and Bahcall N A 1993 *ApJ* **413** 1–9
- [43] Krauss L M and Turner M S 1995 *Gen. Rel. Grav.* **27** 1137–1144 (Preprint [astro-ph/9504003](#))
- [44] Ostriker J P and Steinhardt P J 1995 *Nature* **377** 600–602
- [45] Frieman J A, Hill C T, Stebbins A and Waga I 1995 *Phys. Rev. Lett.* **75** 2077–2080 (Preprint [astro-ph/9505060](#))
- [46] Stompor R, Gorski K M and Banday A J 1995 *Mon. Not. Roy. Astron. Soc.* **277** 1225 (Preprint [astro-ph/9506088](#))

- [47] Coble K, Dodelson S and Frieman J A 1997 *Phys. Rev.* **D55** 1851–1859 (Preprint [astro-ph/9608122](#))
- [48] Liddle A R, Lyth D H, Viana P T P and White M J 1996 *Mon. Not. Roy. Astron. Soc.* **282** 281 (Preprint [astro-ph/9512102](#))
- [49] Perlmutter S and Schmidt B P 2003 *Measuring Cosmology with Supernovae* *Supernovae and Gamma-Ray Bursters (Lecture Notes in Physics, Berlin Springer Verlag vol 598)* ed Weiler K pp 195–217
- [50] Wittman D M, Tyson J A, Bernstein G M, Lee R W, dell’Antonio I P, Fischer P, Smith D R and Blouke M M 1998 Big Throughput Camera: the first year *Optical Astronomical Instrumentation (Proc. SPIE vol 3355)* ed D’Odorico S pp 626–634
- [51] Rockosi C M, Gunn J E, Carr M A, Sekiguchi M, Ivezić Z and Munn J A 2002 Sloan Digital Sky Survey imaging camera: design and performance *Survey and Other Telescope Technologies and Discoveries (Proc. SPIE vol 4836)* ed Tyson J A and Wolff S pp 180–188
- [52] Miyazaki S *et al.* 2002 *Publ. Astron. Soc. Jap.* **54** 833–853 (Preprint [astro-ph/0211006](#))
- [53] Kahn S M, Kurita N, Gilmore K, Nordby M, O’Connor P, Schindler R, Oliver J, Van Berg R, Olivier S, Riot V, Antilogus P, Schalk T, Huffer M, Bowden G, Singal J and Foss M 2010 Design and development of the 3.2 gigapixel camera for the Large Synoptic Survey Telescope *Ground-based and Airborne Instrumentation for Astronomy III (Proc. SPIE vol 7735)* p 77350J
- [54] Onaka P, Rae C, Isani S, Tonry J L, Lee A, Uyeshiro R, Robertson L and Ching G 2012 GPC1 and GPC2: the Pan-STARRS 1.4 gigapixel mosaic focal plane CCD cameras with an on-sky on-CCD tip-tilt image compensation *High Energy, Optical, and Infrared Detectors for Astronomy V (Proc. SPIE vol 8453)* p 84530K
- [55] McLeod B, Geary J, Conroy M, Fabricant D, Ordway M, Szentgyorgyi A, Amato S, Ashby M, Caldwell N, Curley D, Gauron T, Holman M, Norton T, Pieri M, Roll J, Weaver D, Zajac J, Palunas P and Osip D 2015 *Publ. Astr. Soc. Pac.* **127** 366
- [56] Flaugher B *et al.* (DES) 2015 *Astron. J.* **150** 150 (Preprint [1504.02900](#))
- [57] Huterer D and Turner M S 1999 *Phys. Rev.* **D60** 081301 (Preprint [astro-ph/9808133](#))
- [58] Scrimgeour M *et al.* 2012 *Mon. Not. Roy. Astron. Soc.* **425** 116–134 (Preprint [1205.6812](#))
- [59] Laurent P *et al.* 2016 *JCAP* **1611** 060 (Preprint [1602.09010](#))
- [60] Peebles P J E 1980 *The large-scale structure of the universe*
- [61] Linder E V 2005 *Phys. Rev.* **D72** 043529 (Preprint [astro-ph/0507263](#))
- [62] Linder E V and Cahn R N 2007 *Astroparticle Physics* **28** 481–488 (Preprint [astro-ph/0701317](#))
- [63] Takahashi R, Sato M, Nishimichi T, Taruya A and Oguri M 2012 *Astrophys. J.* **761** 152 (Preprint [1208.2701](#))
- [64] Mead A, Heymans C, Lombriser L, Peacock J, Steele O and Winther H 2016 *Mon. Not. Roy. Astron. Soc.* **459** 1468–1488 (Preprint [1602.02154](#))
- [65] Ade P A R *et al.* (Planck) 2016 *Astron. Astrophys.* **594** A13 (Preprint [1502.01589](#))
- [66] Linder E V 1988 *A&A* **206** 175–189
- [67] Turner M S and White M J 1997 *Phys. Rev.* **D56** 4439–4443 (Preprint [astro-ph/9701138](#))
- [68] Cooray A R and Huterer D 1999 *ApJ* **513** L95–L98 (Preprint [astro-ph/9901097](#))
- [69] Gerke B F and Efstathiou G 2002 *Mon. Not. Roy. Astron. Soc.* **335** 33 (Preprint [astro-ph/0201336](#))
- [70] Linder E V 2003 *Phys. Rev. Lett.* **90** 091301 (Preprint [astro-ph/0208512](#))
- [71] Chevallier M and Polarski D 2001 *Int. J. Mod. Phys.* **D10** 213–224 (Preprint [gr-qc/0009008](#))
- [72] Sahni V, Saini T D, Starobinsky A A and Alam U 2003 *JETP Lett.* **77** 201–206 [Pisma Zh. Eksp. Teor. Fiz.77,249(2003)] (Preprint [astro-ph/0201498](#))
- [73] Corasaniti P S, Kunz M, Parkinson D, Copeland E J and Bassett B A 2004 *Phys. Rev.* **D70** 083006 (Preprint [astro-ph/0406608](#))
- [74] Huterer D and Starkman G 2003 *Phys. Rev. Lett.* **90** 031301 (Preprint [astro-ph/0207517](#))
- [75] Albrecht A *et al.* 2009 (Preprint [0901.0721](#))
- [76] Ruiz E J, Shafer D L, Huterer D and Conley A 2012 *Phys. Rev.* **D86** 103004 (Preprint [1207.4781](#))
- [77] Mortonson M J, Hu W and Huterer D 2009 *Phys. Rev.* **D79** 023004 (Preprint [0810.1744](#))
- [78] de Putter R and Linder E V 2008 *Astropart. Phys.* **29** 424 (Preprint [0710.0373](#))
- [79] Huterer D and Cooray A 2005 *Phys. Rev.* **D71** 023506 (Preprint [astro-ph/0404062](#))
- [80] Hu W 2002 *Phys. Rev.* **D66** 083515 (Preprint [astro-ph/0208093](#))

- [81] Hojjati A, Zhao G B, Pogosian L, Silvestri A, Crittenden R and Koyama K 2012 *Phys. Rev.* **D85** 043508 (*Preprint* [1111.3960](#))
- [82] Zhao G B, Pogosian L, Silvestri A and Zylberberg J 2009 *Phys. Rev. Lett.* **103** 241301 (*Preprint* [0905.1326](#))
- [83] Ade P A R *et al.* (Planck) 2016 *Astron. Astrophys.* **594** A14 (*Preprint* [1502.01590](#))
- [84] Saini T D, Raychaudhury S, Sahni V and Starobinsky A A 2000 *Phys. Rev. Lett.* **85** 1162–1165 (*Preprint* [astro-ph/9910231](#))
- [85] Nakamura T and Chiba T 1999 *Mon. Not. Roy. Astron. Soc.* **306** 696–700 (*Preprint* [astro-ph/9810447](#))
- [86] Starobinsky A A 1998 *JETP Lett.* **68** 757–763 (*Preprint* [astro-ph/9810431](#))
- [87] Wang Y and Mukherjee P 2004 *ApJ* **606** 654–663 (*Preprint* [astro-ph/0312192](#))
- [88] Wang Y and Tegmark M 2005 *Phys. Rev.* **D71** 103513 (*Preprint* [astro-ph/0501351](#))
- [89] Weller J and Albrecht A 2002 *Phys. Rev.* **D65** 103512 (*Preprint* [astro-ph/0106079](#))
- [90] Holsclaw T, Alam U, Sanso B, Lee H, Heitmann K, Habib S and Higdon D 2010 *Phys. Rev. Lett.* **105** 241302 (*Preprint* [1011.3079](#))
- [91] Crittenden R G, Zhao G B, Pogosian L, Samushia L and Zhang X 2012 *JCAP* **1202** 048 (*Preprint* [1112.1693](#))
- [92] Shafieloo A, Kim A G and Linder E V 2012 *Phys. Rev.* **D85** 123530 (*Preprint* [1204.2272](#))
- [93] Zhao G B, Crittenden R G, Pogosian L and Zhang X 2012 *Phys. Rev. Lett.* **109** 171301 (*Preprint* [1207.3804](#))
- [94] Shafieloo A, Kim A G and Linder E V 2013 *Phys. Rev.* **D87** 023520 (*Preprint* [1211.6128](#))
- [95] Albrecht A, Bernstein G, Cahn R, Freedman W L, Hewitt J, Hu W, Huth J, Kamionkowski M, Kolb E W, Knox L, Mather J C, Staggs S and Suntzeff N B 2006 *astro-ph/0609591*
- [96] Mortonson M J, Huterer D and Hu W 2010 *Phys. Rev. D* **82** 063004
- [97] Hu W 1998 *ApJ* **506** 485–494 (*Preprint* [astro-ph/9801234](#))
- [98] Hu W and Eisenstein D J 1999 *Phys. Rev.* **D59** 083509 (*Preprint* [astro-ph/9809368](#))
- [99] Erickson J K, Caldwell R R, Steinhardt P J, Armendariz-Picon C and Mukhanov V F 2002 *Phys. Rev. Lett.* **88** 121301 (*Preprint* [astro-ph/0112438](#))
- [100] DeDeo S, Caldwell R R and Steinhardt P J 2003 *Phys. Rev.* **D67** 103509 [Erratum: *Phys. Rev.* D69,129902(2004)] (*Preprint* [astro-ph/0301284](#))
- [101] Weller J and Lewis A M 2003 *Mon. Not. Roy. Astron. Soc.* **346** 987–993 (*Preprint* [astro-ph/0307104](#))
- [102] Hannestad S 2005 *Phys. Rev.* **D71** 103519 (*Preprint* [astro-ph/0504017](#))
- [103] de Putter R, Huterer D and Linder E V 2010 *Phys. Rev.* **D81** 103513 (*Preprint* [1002.1311](#))
- [104] Wetterich C 2004 *Phys. Lett.* **B594** 17–22 (*Preprint* [astro-ph/0403289](#))
- [105] Doran M and Robbers G 2006 *JCAP* **0606** 026 (*Preprint* [astro-ph/0601544](#))
- [106] Linder E V 2006 *Astropart. Phys.* **26** 16–21 (*Preprint* [astro-ph/0603584](#))
- [107] Zlatev I, Wang L M and Steinhardt P J 1999 *Phys. Rev. Lett.* **82** 896–899 (*Preprint* [astro-ph/9807002](#))
- [108] Linder E V and Smith T L 2011 *JCAP* **1104** 001 (*Preprint* [1009.3500](#))
- [109] Reichardt C L, de Putter R, Zahn O and Hou Z 2012 *Astrophys. J.* **749** L9 (*Preprint* [1110.5328](#))
- [110] Calabrese E, Huterer D, Linder E V, Melchiorri A and Pagano L 2011 *Phys. Rev.* **D83** 123504 (*Preprint* [1103.4132](#))
- [111] Gradwohl B A and Frieman J A 1992 *ApJ* **398** 407–424
- [112] Amendola L 2000 *Phys. Rev.* **D62** 043511 (*Preprint* [astro-ph/9908023](#))
- [113] Farrar G R and Peebles P J E 2004 *ApJ* **604** 1–11 (*Preprint* [astro-ph/0307316](#))
- [114] Silvestri A and Trodden M 2009 *Rept. Prog. Phys.* **72** 096901 (*Preprint* [0904.0024](#))
- [115] Joyce A, Jain B, Khoury J and Trodden M 2015 *Phys. Rept.* **568** 1–98 (*Preprint* [1407.0059](#))
- [116] Joyce A, Lombriser L and Schmidt F 2016 *Ann. Rev. Nucl. Part. Sci.* **66** 95–122 (*Preprint* [1601.06133](#))
- [117] Daniel S F and Linder E V 2013 *JCAP* **1302** 007 (*Preprint* [1212.0009](#))
- [118] Caldwell R, Cooray A and Melchiorri A 2007 *Phys. Rev.* **D76** 023507 (*Preprint* [astro-ph/0703375](#))
- [119] Bertschinger E and Zukin P 2008 *Phys. Rev.* **D78** 024015 (*Preprint* [0801.2431](#))
- [120] Daniel S F, Linder E V, Smith T L, Caldwell R R, Cooray A, Leauthaud A and Lombriser L 2010 *Phys. Rev.* **D81** 123508 (*Preprint* [1002.1962](#))

- [121] Daniel S F and Linder E V 2013 *J. Cosmology Astropart. Phys.* **2** 007 (Preprint [1212.0009](#))
- [122] Asaba S, Hikage C, Koyama K, Zhao G B, Hojjati A *et al.* 2013 *JCAP* **1308** 029 (Preprint [1306.2546](#))
- [123] Bean R and Tangmatitham M 2010 *Phys. Rev. D* **81** 083534 (Preprint [1002.4197](#))
- [124] Zhao G B, Li H, Linder E V, Koyama K, Bacon D J *et al.* 2012 *Phys. Rev. D* **85** 123546 (Preprint [1109.1846](#))
- [125] Dossett J N, Ishak M and Moldenhauer J 2011 *Phys. Rev. D* **84** 123001 (Preprint [1109.4583](#))
- [126] Silvestri A, Pogosian L and Buniy R V 2013 *Phys. Rev. D* **87** 104015 (Preprint [1302.1193](#))
- [127] Huterer D and Linder E V 2007 *Phys. Rev. D* **75** 023519 (Preprint [astro-ph/0608681](#))
- [128] Zhang P, Liguori M, Bean R and Dodelson S 2007 *Phys. Rev. Lett.* **99** 141302 (Preprint [0704.1932](#))
- [129] Reyes R, Mandelbaum R, Seljak U, Baldauf T, Gunn J E, Lombriser L and Smith R E 2010 *Nature* **464** 256–258 (Preprint [1003.2185](#))
- [130] Mortonson M J, Hu W and Huterer D 2010 *Phys. Rev. D* **81** 063007 (Preprint [0912.3816](#))
- [131] Vanderveld R A, Mortonson M J, Hu W and Eifler T 2012 *Phys. Rev. D* **85** 103518 (Preprint [1203.3195](#))
- [132] Ishak M, Upadhye A and Spergel D N 2006 *Phys. Rev. D* **74** 043513 (Preprint [astro-ph/0507184](#))
- [133] Wang S, Hui L, May M and Haiman Z 2007 *Phys. Rev. D* **76** 063503 (Preprint [0705.0165](#))
- [134] Zhang J, Hui L and Stebbins A 2005 *Astrophys. J.* **635** 806–820 (Preprint [astro-ph/0312348](#))
- [135] MacCrann N, Zuntz J, Bridle S, Jain B and Becker M R 2015 *Mon. Not. Roy. Astron. Soc.* **451** 2877–2888 (Preprint [1408.4742](#))
- [136] Ruiz E J and Huterer D 2015 *Phys. Rev. D* **91** 063009 (Preprint [1410.5832](#))
- [137] Bernal J L, Verde L and Cuesta A J 2016 *JCAP* **1602** 059 (Preprint [1511.03049](#))
- [138] Kowal C T 1968 *A. J.* **73** 1021–1024
- [139] Maoz D and Mannucci F 2012 *Publ. Astron. Soc. Austral.* **29** 447 (Preprint [1111.4492](#))
- [140] Wang B and Han Z 2012 *New Astron. Rev.* **56** 122–141 (Preprint [1204.1155](#))
- [141] Baade W and Zwicky F 1934 *Proceedings of the National Academy of Science* **20** 254–259
- [142] Wagoner R V 1977 *ApJ* **214** L5+
- [143] Colgate S A 1979 *ApJ* **232** 404–408
- [144] Norgaard-Nielsen H U, Hansen L, Jorgensen H E, Aragon Salamanca A and Ellis R S 1989 *Nature* **339** 523–525
- [145] Guy J *et al.* (SNLS) 2007 *Astron. Astrophys.* **466** 11–21 (Preprint [astro-ph/0701828](#))
- [146] Hicken M *et al.* 2009 *ApJ* **700** 1097–1140 (Preprint [0901.4804](#))
- [147] Amanullah R *et al.* 2010 *Astrophys. J.* **716** 712–738 (Preprint [1004.1711](#))
- [148] Conley A *et al.* (SNLS) 2011 *Astrophys. J. Suppl.* **192** 1 (Preprint [1104.1443](#))
- [149] Holz D E and Linder E V 2005 *ApJ* **631** 678–688 (Preprint [astro-ph/0412173](#))
- [150] March M C, TroTTa R, Berkes P, Starkman G D and Vaudrevange P M 2011 *Mon. Not. Roy. Astron. Soc.* **418** 2308–2329 [Mon. Not. Roy. Astron. Soc.418,4(2011)] (Preprint [1102.3237](#))
- [151] Rubin D *et al.* (Supernova Cosmology Project) 2015 *Astrophys. J.* **813** 137 (Preprint [1507.01602](#))
- [152] Kunz M, Bassett B A and Hlozek R 2007 *Phys. Rev. D* **75** 103508 (Preprint [astro-ph/0611004](#))
- [153] Hlozek R *et al.* 2012 *Astrophys. J.* **752** 79 (Preprint [1111.5328](#))
- [154] Jones D O *et al.* 2017 *Astrophys. J.* **843** 6 (Preprint [1611.07042](#))
- [155] Scolnic D and Kessler R 2016 *Astrophys. J.* **822** L35 (Preprint [1603.01559](#))
- [156] Kessler R and Scolnic D 2017 *Astrophys. J.* **836** 56 (Preprint [1610.04677](#))
- [157] Foley R J and Kirshner R P 2013 *Astrophys. J.* **769** L1 (Preprint [1302.4479](#))
- [158] Graham M L, Foley R J, Zheng W, Kelly P L, Shivvers I, Silverman J M, Filippenko A V, Clubb K I and Ganeshalingam M 2015 *Mon. Not. Roy. Astron. Soc.* **446** 2073–2088 (Preprint [1408.2651](#))
- [159] Milne P A, Foley R J, Brown P J and Narayan G 2015 *Astrophys. J.* **803** 20 (Preprint [1408.1706](#))
- [160] Fakhouri H K *et al.* (Nearby Supernova Factory) 2015 *Astrophys. J.* **815** 58 (Preprint [1511.01102](#))
- [161] Sunyaev R A and Zeldovich Ya B 1970 *Astrophys. Space Sci.* **7** 3–19
- [162] Peebles P J E and Yu J T 1970 *Astrophys. J.* **162** 815–836
- [163] Eisenstein D J *et al.* (SDSS) 2005 *Astrophys. J.* **633** 560–574 (Preprint [astro-ph/0501171](#))
- [164] Cole S *et al.* (2dFGRS) 2005 *Mon. Not. Roy. Astron. Soc.* **362** 505–534 (Preprint [astro-ph/0501174](#))
- [165] Padmanabhan N *et al.* (SDSS) 2007 *Mon. Not. Roy. Astron. Soc.* **378** 852–872 (Preprint [astro-ph/0605302](#))

- [166] Percival W J, Cole S, Eisenstein D J, Nichol R C, Peacock J A, Pope A C and Szalay A S 2007 *Mon. Not. Roy. Astron. Soc.* **381** 1053–1066 (Preprint [0705.3323](#))
- [167] Blake C *et al.* 2011 *Mon. Not. Roy. Astron. Soc.* **418** 1707–1724 (Preprint [1108.2635](#))
- [168] Beutler F, Blake C, Colless M, Jones D H, Staveley-Smith L, Campbell L, Parker Q, Saunders W and Watson F 2011 *Mon. Not. Roy. Astron. Soc.* **416** 3017–3032 (Preprint [1106.3366](#))
- [169] Padmanabhan N, Xu X, Eisenstein D J, Scalzo R, Cuesta A J, Mehta K T and Kazin E 2012 *Mon. Not. Roy. Astron. Soc.* **427** 2132–2145 (Preprint [1202.0090](#))
- [170] Anderson L *et al.* (BOSS) 2014 *Mon. Not. Roy. Astron. Soc.* **441** 24–62 (Preprint [1312.4877](#))
- [171] Ross A J, Samushia L, Howlett C, Percival W J, Burden A and Manera M 2015 *Mon. Not. Roy. Astron. Soc.* **449** 835–847 (Preprint [1409.3242](#))
- [172] Blake C and Glazebrook K 2003 *ApJ* **594** 665–673 (Preprint [arXiv:astro-ph/0301632](#))
- [173] Hu W and Haiman Z 2003 *Phys. Rev.* **D68** 063004 (Preprint [astro-ph/0306053](#))
- [174] Seo H J and Eisenstein D J 2003 *ApJ* **598** 720–740 (Preprint [astro-ph/0307460](#))
- [175] Padmanabhan N and White M 2009 *Phys. Rev.* **D80** 063508 (Preprint [0906.1198](#))
- [176] Mehta K T, Seo H J, Eckel J, Eisenstein D J, Metchnik M, Pinto P and Xu X 2011 *Astrophys. J.* **734** 94 (Preprint [1104.1178](#))
- [177] Seo H J, Eckel J, Eisenstein D J, Mehta K, Metchnik M, Padmanabhan N, Pinto P, Takahashi R, White M and Xu X 2010 *Astrophys. J.* **720** 1650–1667 (Preprint [0910.5005](#))
- [178] Desjacques V, Jeong D and Schmidt F 2016 (Preprint [1611.09787](#))
- [179] Ellis R *et al.* (PFS Team) 2014 *Publ. Astron. Soc. Jap.* **66** R1 (Preprint [1206.0737](#))
- [180] Aghamousa A *et al.* (DESI) 2016 (Preprint [1611.00036](#))
- [181] Aghamousa A *et al.* (DESI) 2016 (Preprint [1611.00037](#))
- [182] Busca N G *et al.* 2013 *Astron. Astrophys.* **552** A96 (Preprint [1211.2616](#))
- [183] Slosar A *et al.* 2013 *JCAP* **1304** 026 (Preprint [1301.3459](#))
- [184] Font-Ribera A *et al.* (BOSS) 2014 *JCAP* **1405** 027 (Preprint [1311.1767](#))
- [185] Delubac T *et al.* (BOSS) 2015 *Astron. Astrophys.* **574** A59 (Preprint [1404.1801](#))
- [186] Bautista J E *et al.* 2017 *Astron. Astrophys.* **603** A12 (Preprint [1702.00176](#))
- [187] Betoule M *et al.* (SDSS) 2014 *Astron. Astrophys.* **568** A22 (Preprint [1401.4064](#))
- [188] Bennett C L, Turner M S and White M 1997 *Physics Today* **50** 32–38
- [189] Hu W and Dodelson S 2002 *Ann. Rev. Astron. Astrophys.* **40** 171–216 (Preprint [astro-ph/0110414](#))
- [190] Bond J R, Efstathiou G and Tegmark M 1997 *Mon. Not. Roy. Astron. Soc.* **291** L33–L41 (Preprint [astro-ph/9702100](#))
- [191] Melchiorri A, Mersini-Houghton L, Odman C J and Trodden M 2003 *Phys. Rev.* **D68** 043509 (Preprint [astro-ph/0211522](#))
- [192] Wang Y and Mukherjee P 2004 *Astrophys. J.* **606** 654–663 (Preprint [astro-ph/0312192](#))
- [193] Frieman J A, Huterer D, Linder E V and Turner M S 2003 *Phys. Rev. D* **67** 083505 (Preprint [arXiv:astro-ph/0208100](#))
- [194] Sherwin B D *et al.* 2011 *Phys. Rev. Lett.* **107** 021302 (Preprint [1105.0419](#))
- [195] Jaffe A H *et al.* (Boomerang) 2001 *Phys. Rev. Lett.* **86** 3475–3479 (Preprint [astro-ph/0007333](#))
- [196] Sievers J L *et al.* 2003 *Astrophys. J.* **591** 599–622 (Preprint [astro-ph/0205387](#))
- [197] Spergel D N *et al.* (WMAP) 2003 *ApJS* **148** 175 (Preprint [astro-ph/0302209](#))
- [198] Spergel D N, Bean R, Doré O, Nolta M R, Bennett C L, Dunkley J, Hinshaw G, Jarosik N, Komatsu E, Page L, Peiris H V, Verde L, Halpern M, Hill R S, Kogut A, Limon M, Meyer S S, Odegard N, Tucker G S, Weiland J L, Wollack E and Wright E L 2007 *ApJS* **170** 377–408 (Preprint [arXiv:astro-ph/0603449](#))
- [199] Komatsu E *et al.* (WMAP) 2009 *Astrophys. J. Suppl.* **180** 330–376 (Preprint [0803.0547](#))
- [200] Komatsu E *et al.* (WMAP) 2011 *Astrophys. J. Suppl.* **192** 18 (Preprint [1001.4538](#))
- [201] Hinshaw G *et al.* (WMAP) 2013 *Astrophys. J. Suppl.* **208** 19 (Preprint [1212.5226](#))
- [202] Ade P A R *et al.* (Planck) 2014 *Astron. Astrophys.* **571** A16 (Preprint [1303.5076](#))
- [203] Hou Z *et al.* 2014 *Astrophys. J.* **782** 74 (Preprint [1212.6267](#))
- [204] Sievers J L *et al.* (Atacama Cosmology Telescope) 2013 *JCAP* **1310** 060 (Preprint [1301.0824](#))
- [205] Sachs R K and Wolfe A M 1967 *Astrophys. J.* **147** 73–90 [Gen. Rel. Grav.39,1929(2007)]

- [206] Hu W and Sugiyama N 1994 *Phys. Rev.* **D50** 627–631 (Preprint [astro-ph/9310046](#))
- [207] Hu W 2002 *Phys. Rev.* **D65** 023003 (Preprint [astro-ph/0108090](#))
- [208] Bean R and Dore O 2004 *Phys. Rev.* **D69** 083503 (Preprint [astro-ph/0307100](#))
- [209] Weller J and Lewis A M 2003 *Mon. Not. Roy. Astron. Soc.* **346** 987–993 (Preprint [astro-ph/0307104](#))
- [210] Song Y S, Sawicki I and Hu W 2007 *Phys. Rev.* **D75** 064003 (Preprint [astro-ph/0606286](#))
- [211] Bartelmann M and Schneider P 2001 *Phys. Rept.* **340** 291–472 (Preprint [astro-ph/9912508](#))
- [212] Hoekstra H and Jain B 2008 *Annual Review of Nuclear and Particle Science* **58** 99–123 (Preprint [0805.0139](#))
- [213] Huterer D 2010 *Gen. Rel. Grav.* **42** 2177–2195 (Preprint [1001.1758](#))
- [214] Takada M and Jain B 2004 *Mon. Not. Roy. Astron. Soc.* **348** 897 (Preprint [astro-ph/0310125](#))
- [215] Hu W 1999 *Astrophys. J.* **522** L21–L24 (Preprint [astro-ph/9904153](#))
- [216] Jarvis M, Jain B, Bernstein G and Dolney D 2006 *Astrophys. J.* **644** 71–79 (Preprint [astro-ph/0502243](#))
- [217] Massey R *et al.* 2007 *Astrophys. J. Suppl.* **172** 239–253 (Preprint [astro-ph/0701480](#))
- [218] Schrabback T *et al.* 2010 *Astron. Astrophys.* **516** A63 (Preprint [0911.0053](#))
- [219] Lin H, Dodelson S, Seo H J, Soares-Santos M, Annis J, Hao J, Johnston D, Kubo J M, Reis R R R and Simet M (SDSS) 2012 *Astrophys. J.* **761** 15 (Preprint [1111.6622](#))
- [220] Heymans C *et al.* 2013 *Mon. Not. Roy. Astron. Soc.* **432** 2433 (Preprint [1303.1808](#))
- [221] Huff E M, Eifler T, Hirata C M, Mandelbaum R, Schlegel D and Seljak U 2014 *Mon. Not. Roy. Astron. Soc.* **440** 1322–1344 (Preprint [1112.3143](#))
- [222] Jee M J, Tyson J A, Hilbert S, Schneider M D, Schmidt S and Wittman D 2016 *Astrophys. J.* **824** 77 (Preprint [1510.03962](#))
- [223] Hildebrandt H *et al.* 2017 *Mon. Not. Roy. Astron. Soc.* **465** 1454 (Preprint [1606.05338](#))
- [224] Troxel M A *et al.* (DES) 2017 (Preprint [1708.01538](#))
- [225] Huterer D, Takada M, Bernstein G and Jain B 2006 *Mon. Not. Roy. Astron. Soc.* **366** 101–114 (Preprint [astro-ph/0506030](#))
- [226] Heymans C, White M, Heavens A, Vale C and van Waerbeke L 2006 *MNRAS* **371** 750–760 (Preprint [arXiv:astro-ph/0604001](#))
- [227] Mandelbaum R *et al.* 2014 *Astrophys. J. Suppl.* **212** 5 (Preprint [1308.4982](#))
- [228] Ma Z M, Hu W and Huterer D 2005 *Astrophys. J.* **636** 21–29 (Preprint [astro-ph/0506614](#))
- [229] Hearin A P, Zentner A R, Ma Z and Huterer D 2010 *Astrophys. J.* **720** 1351–1369 (Preprint [1002.3383](#))
- [230] Huterer D and Takada M 2005 *Astropart. Phys.* **23** 369–376 (Preprint [astro-ph/0412142](#))
- [231] Rudd D H, Zentner A R and Kravtsov A V 2008 *Astrophys. J.* **672** 19–32 (Preprint [astro-ph/0703741](#))
- [232] Hearin A P and Zentner A R 2009 *JCAP* **0904** 032 (Preprint [0904.3334](#))
- [233] Takada M and Jain B 2009 *Mon. Not. Roy. Astron. Soc.* **395** 2065–2086 (Preprint [0810.4170](#))
- [234] Taylor A, Joachimi B and Kitching T 2013 *Mon. Not. Roy. Astron. Soc.* **432** 1928 (Preprint [1212.4359](#))
- [235] Dodelson S and Schneider M D 2013 *Phys. Rev.* **D88** 063537 (Preprint [1304.2593](#))
- [236] Joachimi B *et al.* 2015 *Space Sci. Rev.* **193** 1–65 (Preprint [1504.05456](#))
- [237] Abbott T M C *et al.* (DES) 2017 (Preprint [1708.01530](#))
- [238] Aihara H *et al.* 2017 (Preprint [1702.08449](#))
- [239] Cai Y C and Bernstein G 2012 *Mon. Not. Roy. Astron. Soc.* **422** 1045–1056 (Preprint [1112.4478](#))
- [240] Joachimi B, Mandelbaum R, Abdalla F B and Bridle S L 2011 *Astron. Astrophys.* **527** A26 (Preprint [1008.3491](#))
- [241] Font-Ribera A, McDonald P, Mostek N, Reid B A, Seo H J and Slosar A 2014 *JCAP* **1405** 023 (Preprint [1308.4164](#))
- [242] Eriksen M and Gaztanaga E 2015 *Mon. Not. Roy. Astron. Soc.* **451** 1553–1560 (Preprint [1412.8429](#))
- [243] van Uitert E *et al.* 2017 (Preprint [1706.05004](#))
- [244] Joudaki S *et al.* 2017 (Preprint [1707.06627](#))
- [245] Wittman D, Tyson J A, Margoniner V E, Cohen J G and Dell’Antonio I P 2001 *Astrophys. J.* **557** L89–L92 (Preprint [astro-ph/0104094](#))
- [246] Wittman D, Margoniner V E, Tyson J A, Cohen J G and Dell’Antonio I P 2003 *Astrophys. J.* **597** 218–224 (Preprint [astro-ph/0210120](#))

- [247] Wittman D *et al.* 2006 *Astrophys. J.* **643** 128 (Preprint [astro-ph/0507606](#))
- [248] Schirmer M, Erben T, Hettterscheidt M and Schneider P 2007 *Astron. Astrophys.* **462** 875–887 (Preprint [arXiv:astro-ph/0607022](#))
- [249] Dietrich J P, Erben T, Lamer G, Schneider P, Schwobe A, Hartlap J and Maturi M 2007 *Astron. Astrophys.* **470** 821–834 (Preprint [0705.3455](#))
- [250] Miyazaki S, Hamana T, Ellis R S, Kashikawa N, Massey R J, Taylor J and Refregier A 2007 *Astrophys. J.* **669** 714–728 (Preprint [0707.2249](#))
- [251] Clowe D *et al.* 2006 *Astrophys. J.* **648** L109–L113 (Preprint [astro-ph/0608407](#))
- [252] Allen S W, Evrard A E and Mantz A B 2011 *Ann. Rev. Astron. Astrophys.* **49** 409–470 (Preprint [1103.4829](#))
- [253] Heitmann K *et al.* 2016 *Astrophys. J.* **820** 108 (Preprint [1508.02654](#))
- [254] Press W H and Schechter P 1974 *Astrophys. J.* **187** 425–438
- [255] Gunn J E and Gott III J R 1972 *Astrophys. J.* **176** 1–19
- [256] Zentner A R 2007 *Int. J. Mod. Phys.* **D16** 763–816 (Preprint [astro-ph/0611454](#))
- [257] Tinker J L *et al.* 2008 *Astrophys. J.* **688** 709–728 (Preprint [0803.2706](#))
- [258] Linder E V and Jenkins A 2003 *Mon. Not. Roy. Astron. Soc.* **346** 573 (Preprint [astro-ph/0305286](#))
- [259] Baldi M 2012 *Phys. Dark Univ.* **1** 162–193 (Preprint [1210.6650](#))
- [260] Vikhlinin A *et al.* 2009 *Astrophys. J.* **692** 1060–1074 (Preprint [0812.2720](#))
- [261] Evrard A E, Arnault P, Huterer D and Farahi A 2014 *Mon. Not. Roy. Astron. Soc.* **441** 3562–3569 (Preprint [1403.1456](#))
- [262] Rykoff E S, Koester B P, Rozo E, Annis J, Evrard A E, Hansen S M, Hao J, Johnston D E, McKay T A and Wechsler R H 2012 *Astrophys. J.* **746** 178 (Preprint [1104.2089](#))
- [263] Rykoff E S *et al.* (SDSS) 2014 *Astrophys. J.* **785** 104 (Preprint [1303.3562](#))
- [264] Oguri M and Takada M 2011 *Phys. Rev.* **D83** 023008 (Preprint [1010.0744](#))
- [265] Hu W and Keeton C R 2002 *Phys. Rev.* **D66** 063506 (Preprint [astro-ph/0205412](#))
- [266] Marian L, Smith R E and Bernstein G M 2009 *Astrophys. J.* **698** L33–L36 (Preprint [0811.1991](#))
- [267] Dietrich J P and Hartlap J 2010 *Mon. Not. Roy. Astron. Soc.* **in press** (Preprint [0906.3512](#))
- [268] Rozo E *et al.* (DSDD) 2010 *Astrophys. J.* **708** 645–660 (Preprint [0902.3702](#))
- [269] Mantz A, Allen S W, Rapetti D and Ebeling H 2010 *Mon. Not. Roy. Astron. Soc.* **406** 1759–1772 (Preprint [0909.3098](#))
- [270] Tinker J L *et al.* 2012 *Astrophys. J.* **745** 16 (Preprint [1104.1635](#))
- [271] Mantz A B, Allen S W, Morris R G, Rapetti D A, Applegate D E, Kelly P L, von der Linden A and Schmidt R W 2014 *Mon. Not. Roy. Astron. Soc.* **440** 2077–2098 (Preprint [1402.6212](#))
- [272] de Haan T *et al.* (SPT) 2016 *Astrophys. J.* **832** 95 (Preprint [1603.06522](#))
- [273] Schmidt F 2010 *Phys. Rev.* **D81** 103002 (Preprint [1003.0409](#))
- [274] Becker M R and Kravtsov A V 2011 *Astrophys. J.* **740** 25 (Preprint [1011.1681](#))
- [275] Rasia E *et al.* 2012 *New J. Phys.* **14** 055018 (Preprint [1201.1569](#))
- [276] von der Linden A *et al.* 2014 *Mon. Not. Roy. Astron. Soc.* **439** 2–27 (Preprint [1208.0597](#))
- [277] Rykoff E S *et al.* (DES) 2016 *Astrophys. J. Suppl.* **224** 1 (Preprint [1601.00621](#))
- [278] Huterer D, Kim A, Krauss L M and Broderick T 2004 *Astrophys. J.* **615** 595 (Preprint [astro-ph/0402002](#))
- [279] Lima M and Hu W 2007 *Phys. Rev.* **D76** 123013 (Preprint [0709.2871](#))
- [280] Levine E S, Schulz A E and White M J 2002 *Astrophys. J.* **577** 569–578 (Preprint [astro-ph/0204273](#))
- [281] Majumdar S and Mohr J J 2004 *Astrophys. J.* **613** 41–50 (Preprint [astro-ph/0305341](#))
- [282] Lima M and Hu W 2005 *Phys. Rev.* **D72** 043006 (Preprint [astro-ph/0503363](#))
- [283] Rozo E, Bartlett J G, Evrard A E and Rykoff E S 2014 *Mon. Not. Roy. Astron. Soc.* **438** 78–96 (Preprint [1204.6305](#))
- [284] Brainerd T G, Blandford R D and Smail I 1996 *Astrophys. J.* **466** 623 (Preprint [astro-ph/9503073](#))
- [285] Fischer P *et al.* (SDSS) 2000 *Astron. J.* **120** 1198–1208 (Preprint [astro-ph/9912119](#))
- [286] Hoekstra H, Yee H K C and Gladders M D 2004 *Astrophys. J.* **606** 67–77 (Preprint [astro-ph/0306515](#))
- [287] Sheldon E S *et al.* (SDSS) 2004 *Astron. J.* **127** 2544–2564 (Preprint [astro-ph/0312036](#))

- [288] Mandelbaum R, Seljak U, Kauffmann G, Hirata C M and Brinkmann J 2006 *Mon. Not. Roy. Astron. Soc.* **368** 715 (Preprint [astro-ph/0511164](#))
- [289] Johnston D E, Sheldon E S, Wechsler R H, Rozo E, Koester B P, Frieman J A, McKay T A, Evrard A E, Becker M R and Annis J (SDSS) 2007 (Preprint [0709.1159](#))
- [290] Choi A, Tyson J A, Morrison C B, Jee M J, Schmidt S J, Margoniner V E and Wittman D M 2012 *Astrophys. J.* **759** 101 (Preprint [1208.3904](#))
- [291] Velandar M *et al.* 2014 *Mon. Not. Roy. Astron. Soc.* **437** 2111–2136 (Preprint [1304.4265](#))
- [292] Leauthaud A *et al.* 2017 *Mon. Not. Roy. Astron. Soc.* **467** 3024 (Preprint [1611.08606](#))
- [293] Prat J *et al.* (DES) 2017 (Preprint [1708.01537](#))
- [294] Miralda-Escude J 1991 *Astrophys. J.* **380** 1–8
- [295] Wilson G, Kaiser N, Luppino G A and Cowie L L 2001 *Astrophys. J.* **555** 572–584 (Preprint [arXiv:astro-ph/0008504](#))
- [296] Sheldon E S *et al.* (SDSS) 2004 *Astron. J.* **127** 2544–2564 (Preprint [astro-ph/0312036](#))
- [297] Kleinheinrich M, Schneider P, Rix H, Erben T, Wolf C, Schirmer M, Meisenheimer K, Borch A, Dye S, Kovacs Z and Wisotzki L 2006 *Astron. Astrophys.* **455** 441–451
- [298] Mandelbaum R *et al.* 2006 *Mon. Not. Roy. Astron. Soc.* **372** 758–776 (Preprint [astro-ph/0605476](#))
- [299] Johnston D E *et al.* (SDSS) 2007 *arXiv:0709.1159* (Preprint [0709.1159](#))
- [300] Leauthaud A *et al.* 2010 *Astrophys. J.* **709** 97–114 (Preprint [0910.5219](#))
- [301] Sheldon E S *et al.* (SDSS) 2009 *Astrophys. J.* **703** 2232–2248 (Preprint [0709.1162](#))
- [302] Hu W and Jain B 2004 *Phys. Rev.* **D70** 043009 (Preprint [astro-ph/0312395](#))
- [303] Schmidt F 2008 *Phys. Rev.* **D78** 043002 (Preprint [0805.4812](#))
- [304] Kochanek C S 1996 *Astrophys. J.* **466** 638 (Preprint [astro-ph/9510077](#))
- [305] Huterer D and Ma C P 2004 *Astrophys. J.* **600** L7 (Preprint [astro-ph/0307301](#))
- [306] Chae K H *et al.* 2002 *Phys. Rev. Lett.* **89** 151301 (Preprint [astro-ph/0209602](#))
- [307] Refsdal S 1964 *Mon. Not. Roy. Astron. Soc.* **128** 307
- [308] Linder E V 2011 *Phys. Rev.* **D84** 123529 (Preprint [1109.2592](#))
- [309] Suyu S H *et al.* 2013 *Astrophys. J.* **766** 70 (Preprint [1208.6010](#))
- [310] Suyu S H, Marshall P J, Auger M W, Hilbert S, Blandford R D, Koopmans L V E, Fassnacht C D and Treu T 2010 *Astrophys. J.* **711** 201–221 (Preprint [0910.2773](#))
- [311] Linder E V 2004 *Phys. Rev.* **D70** 043534 (Preprint [astro-ph/0401433](#))
- [312] Paraficz D and Hjorth J 2009 *Astron. Astrophys.* **507** L49 (Preprint [0910.5823](#))
- [313] Jee I, Komatsu E and Suyu S H 2015 *JCAP* **1511** 033 (Preprint [1410.7770](#))
- [314] Jee I, Komatsu E, Suyu S H and Huterer D 2016 *JCAP* **1604** 031 (Preprint [1509.03310](#))
- [315] Treu T and Marshall P J 2016 *Astron. Astrophys. Rev.* **24** 11 (Preprint [1605.05333](#))
- [316] Kaiser N 1987 *Mon. Not. Roy. Astron. Soc.* **227** 1–27
- [317] Song Y S and Percival W J 2009 *JCAP* **0910** 004 (Preprint [0807.0810](#))
- [318] Percival W J and White M 2009 *Mon. Not. Roy. Astron. Soc.* **393** 297 (Preprint [0808.0003](#))
- [319] Linder E V 2008 *Astropart. Phys.* **29** 336–339 (Preprint [0709.1113](#))
- [320] de la Torre S *et al.* 2013 *Astron. Astrophys.* **557** A54 (Preprint [1303.2622](#))
- [321] Beutler F *et al.* (BOSS) 2014 *Mon. Not. Roy. Astron. Soc.* **443** 1065–1089 (Preprint [1312.4611](#))
- [322] Johnson A *et al.* 2014 *Mon. Not. Roy. Astron. Soc.* **444** 3926 (Preprint [1404.3799](#))
- [323] Huterer D, Shafer D, Scolnic D and Schmidt F 2017 *JCAP* **1705** 015 (Preprint [1611.09862](#))
- [324] Turnbull S J, Hudson M J, Feldman H A, Hicken M, Kirshner R P and Watkins R 2012 *Mon. Not. Roy. Astron. Soc.* **420** 447–454 (Preprint [1111.0631](#))
- [325] Beutler F, Blake C, Colless M, Jones D H, Staveley-Smith L, Poole G B, Campbell L, Parker Q, Saunders W and Watson F 2012 *Mon. Not. Roy. Astron. Soc.* **423** 3430–3444 (Preprint [1204.4725](#))
- [326] Blake C *et al.* 2013 *Mon. Not. Roy. Astron. Soc.* **436** 3089 (Preprint [1309.5556](#))
- [327] Blake C *et al.* 2011 *Mon. Not. Roy. Astron. Soc.* **415** 2876 (Preprint [1104.2948](#))
- [328] Beutler F *et al.* (BOSS) 2016 *Submitted to: Mon. Not. Roy. Astron. Soc.* (Preprint [1607.03150](#))
- [329] Kaiser N 1989 *Mon. Not. Roy. Astron. Soc.* **231** 149

- [330] Gorski K M, Davis M, Strauss M A, White S D M and Yahil A 1989 *Astrophys. J.* **344** 1–19
- [331] Haugboelle T, Hannestad S, Thomsen B, Fynbo J, Sollerman J and Jha S 2007 *Astrophys. J.* **661** 650–659 (Preprint [astro-ph/0612137](#))
- [332] Gordon C, Land K and Slosar A 2007 *Phys. Rev. Lett.* **99** 081301 (Preprint [0705.1718](#))
- [333] Ma Y Z, Gordon C and Feldman H A 2011 *Phys. Rev. D* **83** 103002 (Preprint [1010.4276](#))
- [334] Dai D C, Kinney W H and Stojkovic D 2011 *JCAP* **1104** 015 (Preprint [1102.0800](#))
- [335] Nusser A and Davis M 2011 *Astrophys. J.* **736** 93 (Preprint [1101.1650](#))
- [336] Weyant A, Wood-Vasey M, Wasserman L and Freeman P 2011 *Astrophys. J.* **732** 65 (Preprint [1103.1603](#))
- [337] Ma Y Z and Scott D 2013 *Mon. Not. Roy. Astron. Soc.* **428** 2017 (Preprint [1208.2028](#))
- [338] Rathaus B, Kovetz E D and Itzhaki N 2013 *Mon. Not. Roy. Astron. Soc.* **431** 3678 (Preprint [1301.7710](#))
- [339] Feindt U *et al.* 2013 *Astron. Astrophys.* **560** A90 (Preprint [1310.4184](#))
- [340] Ma Y Z and Pan J 2014 *Mon. Not. Roy. Astron. Soc.* **437** 1996–2004 (Preprint [1311.6888](#))
- [341] Carrick J, Turnbull S J, Lavaux G and Hudson M J 2015 *Mon. Not. Roy. Astron. Soc.* **450** 317–332 (Preprint [1504.04627](#))
- [342] Riess A G *et al.* 2016 *Astrophys. J.* **826** 56 (Preprint [1604.01424](#))
- [343] Bernal J L, Verde L and Riess A G 2016 *JCAP* **1610** 019 (Preprint [1607.05617](#))
- [344] Hu W 2005 *ASP Conf. Ser.* **339** 215 (Preprint [astro-ph/0407158](#))
- [345] Lee J and Park D 2009 *Astrophys. J.* **696** L10–L12 (Preprint [0704.0881](#))
- [346] Lavaux G and Wandelt B D 2012 *Astrophys. J.* **754** 109 (Preprint [1110.0345](#))
- [347] Sutter P M, Lavaux G, Wandelt B D and Weinberg D H 2012 *Astrophys. J.* **761** 44 (Preprint [1207.2524](#))
- [348] Nadathur S and Hotchkiss S 2014 *Mon. Not. Roy. Astron. Soc.* **440** 1248–1262 (Preprint [1310.2791](#))
- [349] Leclercq F, Jasche J, Sutter P M, Hamaus N and Wandelt B 2015 *JCAP* **1503** 047 (Preprint [1410.0355](#))
- [350] Hamaus N, Pisani A, Sutter P M, Lavaux G, Escoffier S, Wandelt B D and Weller J 2016 *Phys. Rev. Lett.* **117** 091302 (Preprint [1602.01784](#))
- [351] Sutter P M, Lavaux G, Wandelt B D and Weinberg D H 2013 (Preprint [1310.5067](#))
- [352] Jain B and Van Waerbeke L V 2000 *Astrophys. J.* **530** L1 (Preprint [astro-ph/9910459](#))
- [353] Hamana T, Takada M and Yoshida N 2004 *Mon. Not. Roy. Astron. Soc.* **350** 893 (Preprint [astro-ph/0310607](#))
- [354] Hennawi J F and Spergel D N 2005 *Astrophys. J.* **624** 59 (Preprint [astro-ph/0404349](#))
- [355] Marian L and Bernstein G M 2006 *Phys. Rev. D* **73** 123525 (Preprint [astro-ph/0605746](#))
- [356] Dietrich J P and Hartlap J 2010 *Mon. Not. Roy. Astron. Soc.* **402** 1049 (Preprint [0906.3512](#))
- [357] Kratochvil J M, Haiman Z and May M 2010 *Phys. Rev. D* **81** 043519 (Preprint [0907.0486](#))
- [358] Liu J, Petri A, Haiman Z, Hui L, Kratochvil J M and May M 2015 *Phys. Rev. D* **91** 063507 (Preprint [1412.0757](#))
- [359] Hamana T, Sakurai J, Koike M and Miller L 2015 *Publ. Astron. Soc. Jap.* **67** 34 (Preprint [1503.01851](#))
- [360] Kacprzak T *et al.* (DES) 2016 *Mon. Not. Roy. Astron. Soc.* **463** 3653–3673 (Preprint [1603.05040](#))
- [361] Liu J and Haiman Z 2016 *Phys. Rev. D* **94** 043533 (Preprint [1606.01318](#))
- [362] Marian L, Smith R E and Bernstein G M 2010 *Astrophys. J.* **709** 286–300 (Preprint [0912.0261](#))
- [363] Lin C A and Kilbinger M 2015 *Astron. Astrophys.* **576** A24 (Preprint [1410.6955](#))
- [364] Schmidt F and Rozo E 2011 *Astrophys. J.* **735** 119 (Preprint [1009.0757](#))
- [365] Jimenez R and Loeb A 2002 *ApJ* **573** 37–42 (Preprint [astro-ph/0106145](#))
- [366] Stern D, Jimenez R, Verde L, Kamionkowski M and Stanford S A 2010 *JCAP* **1002** 008 (Preprint [0907.3149](#))
- [367] Moresco M *et al.* 2012 *JCAP* **1208** 006 (Preprint [1201.3609](#))
- [368] Moresco M, Pozzetti L, Cimatti A, Jimenez R, Maraston C, Verde L, Thomas D, Citro A, Tojeiro R and Wilkinson D 2016 *JCAP* **1605** 014 (Preprint [1601.01701](#))
- [369] Schutz B F 1986 *Nature* **323** 310–311
- [370] Holz D E and Hughes S A 2005 *ApJ* **629** 15–22 (Preprint [astro-ph/0504616](#))
- [371] Dalal N, Holz D E, Hughes S A and Jain B 2006 *Phys. Rev. D* **74** 063006 (Preprint [arXiv:astro-ph/0601275](#))
- [372] Cutler C and Holz D E 2009 *Phys. Rev. D* **80** 104009 (Preprint [0906.3752](#))

- [373] Chen H Y and Holz D E 2016 (*Preprint* [1612.01471](#))
- [374] Sandage A 1962 *ApJ* **136** 319–333
- [375] Linder E V 1997 *First Principles of Cosmology*
- [376] Loeb A 1998 *ApJ* **499** L111 (*Preprint* [arXiv:astro-ph/9802122](#))
- [377] Liske J *et al.* 2008 *Mon. Not. Roy. Astron. Soc.* **386** 1192–1218 (*Preprint* [0802.1532](#))
- [378] Corasaniti P S, Huterer D and Melchiorri A 2007 *Phys. Rev.* **D75** 062001 (*Preprint* [astro-ph/0701433](#))
- [379] Quercellini C, Amendola L, Balbi A, Cabella P and Quartin M 2012 *Phys. Rept.* **521** 95–134 (*Preprint* [1011.2646](#))
- [380] Kim A G, Linder E V, Edelman J and Erskine D 2015 *Astropart. Phys.* **62** 195–205 (*Preprint* [1402.6614](#))
- [381] Yu H R, Zhang T J and Pen U L 2014 *Phys. Rev. Lett.* **113** 041303 (*Preprint* [1311.2363](#))
- [382] Klckner H R, Obreschkow D, Martins C, Raccanelli A, Champion D, Roy A L, Lobanov A, Wagner J and Keller R 2015 *PoS AASKA14* 027 (*Preprint* [1501.03822](#))
- [383] Daly R A 1994 *ApJ* **426** 38–50
- [384] Daly R A and Guerra E J 2002 *Astron. J.* **124** 1831 (*Preprint* [astro-ph/0209503](#))
- [385] Risaliti G and Lusso E 2015 *Astrophys. J.* **815** 33 (*Preprint* [1505.07118](#))
- [386] Schaefer B E 2003 *ApJ* **583** L67–L70 (*Preprint* [arXiv:astro-ph/0212445](#))
- [387] Amati L *et al.* 2002 *Astron. Astrophys.* **390** 81 (*Preprint* [astro-ph/0205230](#))
- [388] Amati L 2006 *Mon. Not. Roy. Astron. Soc.* **372** 233–245 (*Preprint* [astro-ph/0601553](#))
- [389] Schaefer B E 2007 *Astrophys. J.* **660** 16–46 (*Preprint* [astro-ph/0612285](#))
- [390] Holz D E and Perlmutter S 2012 *Astrophys. J.* **755** L36 (*Preprint* [1004.5349](#))
- [391] Mortonson M J, Hu W and Huterer D 2011 *Phys. Rev.* **D83** 023015 (*Preprint* [1011.0004](#))
- [392] Hotchkiss S 2011 *JCAP* **1107** 004 (*Preprint* [1105.3630](#))